



**PARTS  
CATALOGUE  
CATALOGO  
DE REPUESTOS**

**E48C'08** (6967)

**E55C'08** (6A37)

**55B'08** (6977)

E48C  
E55C/55B  
PARTS CATALOGUE  
©2007 by Yamaha Motor Co., Ltd.  
1st edition, September 2007  
All rights reserved.  
Any reprinting or unauthorized use  
without the written permission of  
Yamaha Motor Co., Ltd.  
is expressly prohibited.  
Printed in Japan.

E48C  
E55C/55B  
CATALOGO DE REPUESTOS  
©2007 por Yamaha Motor Co., Ltd.  
1ª edición, septiembre 2007  
Todos los derechos reservados.  
Toda reproducción o uso no autorizado  
sin el consentimiento escrito de  
Yamaha Motor Co., Ltd.  
quedan expresamente prohibidos  
Impreso en Japón.

# FOREWORD

This Parts Catalogue is related to the parts for the model(s) on the cover page. When you are ordering replacement parts, please refer to this Parts Catalogue and quote both part numbers and part names correctly.

1. Modifications or additions which have been made after the issue of the Parts Catalogue will be announced in the Parts News.  
It is advisable that you make the necessary corrections to the Parts Catalogue according to the Parts News.

2. Abbreviations

The following abbreviations are used in this Parts Catalogue.

“UR” Use specified parts number.

“UN” Use as many as needed.

“AP” Alternate Parts

“LM” Locally Made (Parts need to be ordered locally)

“F#” Frame No. (Applicable machine No.)

“O/S” Over Size

3. The number of components for assembly

- Parts, which are to be supplied in an assembly, are listed with a dot (.) in front of the part name as shown below.
- The numeral appearing to the right of each component part indicates the quantity of parts for each assembly unit.

PART NO.	DESCRIPTION	Q'TY	REMARKS
2F5-83310-60	FRONT FLASHER LIGHT ASSY	2	
115-83311-60	.BULB (6V-18W)	1	

4. Applicable colours of graphics are represented in the “REMARKS” as shown below.

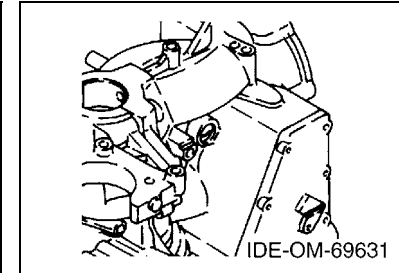
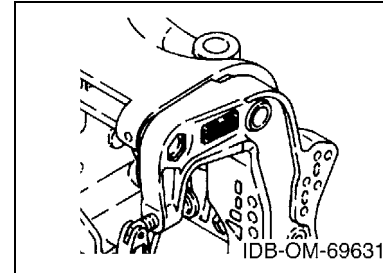
PART NO.	DESCRIPTION	Q'TY	REMARKS
2N4-24110-00-X5	FUEL TANK COMP.	2	MXR
3J1-24240-10	.GRAPHIC, FUEL TANK	1	FOR MXR

5. Note that the illustrations for reference in finding parts numbers are not to be used for assembling. When assembling, please use the applicable service manual.

6. The asterisk (\*) before a reference number indicates modified items after the first edition.

7. Applicable Serial No.

Engine Serial No.



8. Applicable Engine Starting Serial No.

Model	Serial No.	Model	Serial No.
E48C	670K-1007017	E55C	663K-1005215
55B	663K-1005215		

9. Applicable Colour Code

Abbreviation	Colour Name	Colour Code
DBNM2	DARK BLUISH GRAY METALLIC 2	004D

10. Quantity Column Information

Column No.	Name Of Q'ty Column	Applicable Model
1	E48C	E48CMH
2	E55C	E55CMH
3	55ED	55BED
4	55ET	55BET

# PROLOGO

Este catálogo de repuestos corresponde a las piezas para el o los modelos que figuran en la página de portada. Al formular el pedido de repuestos, se ruega citar este catálogo y especificar correctamente el número y el nombre de las piezas.

- Las modificaciones y agregados que se hayan realizado después de la edición de este Catálogo de Repuestos, serán anunciados en las Informaciones de Recambios. Es recomendable que se hagan las correcciones necesarias en el Catálogo de Repuestos de acuerdo con las Informaciones de Recambios.

## 2. Abreviaciones

En este. Catálogo de Repuestos se emplean las siguientes abreviaciones.

- “UR” Usar el número de partes especificado
- “UN” Usar la cantidad necesaria
- “AP” Piezas sustitutivas
- “LM” Fabricación local (Hay que pedir los repuestos en las cercanías)
- “F#” N° de bastidor (N° aplicable a la máquina)
- “O/S” Sobredimensionado

## 3. La cantidad de componentes para el montaje

- Los componentes, suministrados como conjunto, se describen con un punto (.) que precede al nombre del parte como se indica a continuación.
- La numeración que aparece a la derecha de cada descripción indica la cantidad de partes por cada unidad de conjunto.

CODIGO N°	DESCRIPCION	CANT.	OBSERVACIONES
2F5-83310-60	ENSAMBLAJE DE LA LUZ	2	
115-83311-60	.BOMBILLA (6V-18W)	1	

## 4. Los colores de los componentes se indican como sigue en la columna de “OBSERVACIONES”.

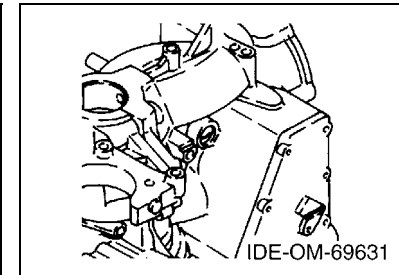
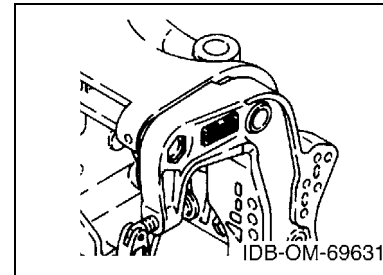
CODIGO N°	DESCRIPCION	CANT.	OBSERVACIONES
2N4-24110-00-X5	COMP. DEL TANQUE	2	MXR
3J1-24240-10	.GRAFICO, DEL TANQUE	1	PARA MXR

- Debe tenerse en cuenta que las ilustraciones sirven como guía para la búsqueda de los números de partes y no deben usarse para el montaje. Durante el montaje, se recomienda usar el manual de taller correspondiente.

- EL asterisco (\*) antes del número de referencia indica los elementos modificados después de la primera edición.

## 7. Números de serie

N° de Serie del motor



## 8. Números de serie del motor

Modelo	N° de serie	Modelo	N° de serie
E48C	670K-1007017	E55C	663K-1005215
55B	663K-1005215		

## 9. Códigos de color aplicables

Abreviatura	Nombre de color	Código de color
DBNM2	DARK BLUISH GRAY METALLIC 2	004D

## 10. Información para la columna de cantidades

Columna N°	Nombre de la columna de cantidades	Modelo aplicable
1	E48C	E48CMH
2	E55C	E55CMH
3	55ED	55BED
4	55ET	55BET

# CONTENTS

TOP COWLING 1 .....	1
TOP COWLING 2 .....	2
CYLINDER & CRANKCASE .....	3
INTAKE .....	6
FUEL .....	9
STARTER .....	11
GENERATOR 1 .....	14
GENERATOR 2 .....	15
ELECTRICAL 1 .....	16
ELECTRICAL 2 .....	18
ELECTRICAL 3 .....	19
STARTING MOTOR .....	21
BOTTOM COWLING .....	22
STEERING .....	24
CONTROL .....	26
BRACKET 1 .....	29
BRACKET 2 .....	32
BRACKET 3 .....	33
BRACKET 4 .....	35
BRACKET 5 .....	37
BRACKET 6 .....	41
POWER TRIM & TILT ASSY .....	42
UPPER CASING .....	45
LOWER CASING & DRIVE 1 .....	47
LOWER CASING & DRIVE 2 .....	51
LOWER CASING & DRIVE 3 .....	55
FUEL TANK .....	57
REMOTE CONTROL BOX .....	58
REMOTE CONTROL ASSY .....	59
METER .....	62
REPAIR KIT 1 .....	63
REPAIR KIT 2 .....	65

## INDEX

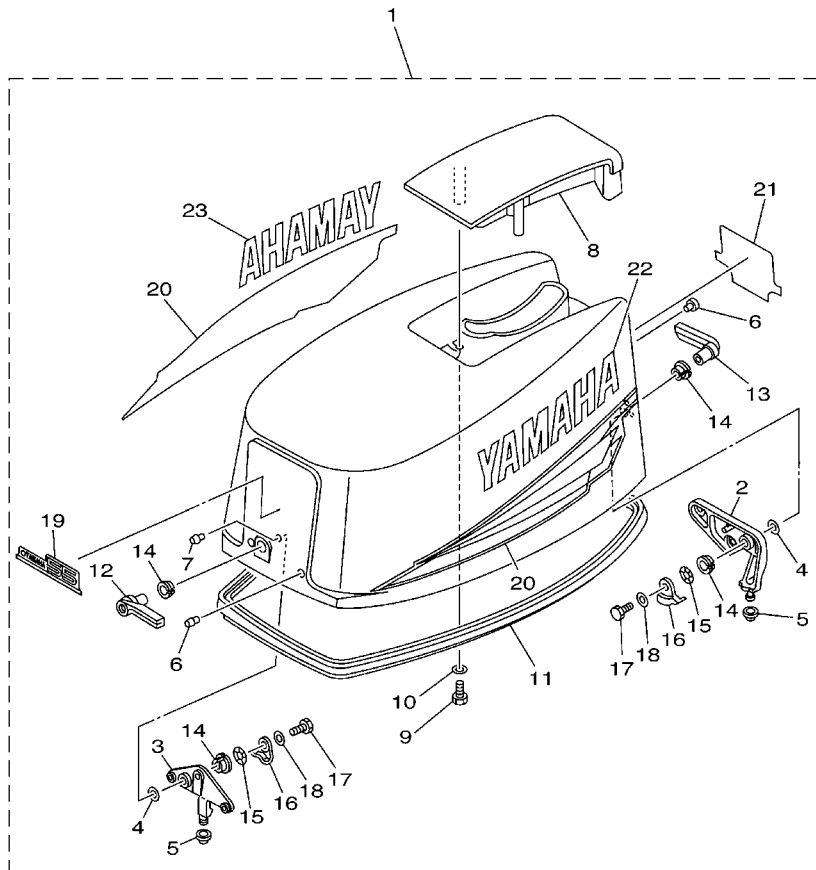
NUMERICAL INDEX .....	67
-----------------------	----

# CONTENIDO

SOPORTE SUPERIOR 1 .....	1
SOPORTE SUPERIOR 2 .....	2
CYLINDRO & CARTER .....	3
ADMISION .....	6
COMBUSTIBLE .....	9
ARRANQUE .....	11
GENERADOR 1 .....	14
GENERADOR 2 .....	15
EQUIPO ELECTRICO 1 .....	16
EQUIPO ELECTRICO 2 .....	18
EQUIPO ELECTRICO 3 .....	19
MOTOR DE ARRANQUE .....	21
CUBIERTA INFERIOR .....	22
DIRECCION .....	24
CONTROL .....	26
SOPORTE 1 .....	29
SOPORTE 2 .....	32
SOPORTE 3 .....	33
SOPORTE 4 .....	35
SOPORTE 5 .....	37
SOPORTE 6 .....	41
COMPONER Y PODER VARILLA .....	42
FUNDA SUPERIOR .....	45
IMPULSOR E INFERIOR 1 .....	47
IMPULSOR E INFERIOR 2 .....	51
IMPULSOR E INFERIOR 3 .....	55
DEPOSITO DE COMBUSTIBLE .....	57
CONTROL REMOTO COMPLETO .....	58
CONTROL REMOTO COMPL .....	59
MEDIDOR .....	62
ESTUCHE REPARATION 1 .....	63
ESTUCHE REPARATION 2 .....	65

## INDICE

INDICE NUMERICO .....	67
-----------------------	----



6961200-2010

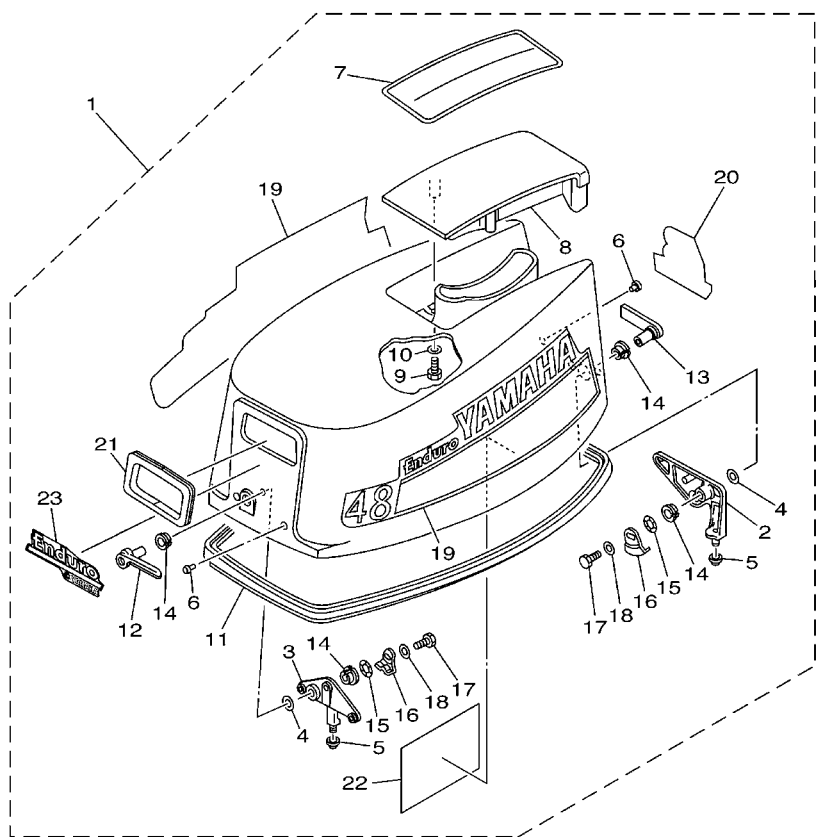
FIG. 1 TOP COWLING 1

SOPORTE SUPERIOR 1

REF. NO.	PART NO. CODIGO Nº	DESCRIPTION DESCRIPCION	E48C	E56C	S5ED	S5ET	REMARKS OBSERVACIONES
1	697-42610-40-4D	TOP COWLING ASSY SOPORTE SUPERIOR COMPL.			1	1	
2	697-42647-00-94	.HOLDER, CLAMP BAND .MORDAZA DE ABRAZADERA			1	1	
3	697-42649-00-94	.HOLDER, CLAMP BAND .MORDAZA DE ABRAZADERA			1	1	
4	90202-19M10	.WASHER, PLATE .ARANDELA DE PLANA			2	2	
5	663-42662-00	.DAMPER .AMORTIGUADOR			2	2	
6	90266-06009	.RIVET .REMACHE			5	5	
7	90266-06M02	.RIVET .REMACHE			1	1	
8	697-42613-01-4D	.MOLDING, AIR DUCT .MOLDURA CONDUCTO AIRE			1	1	
9	97095-06016	.BOLT .PERNO			4	4	
10	92995-06600	.WASHER .ARANDELA			4	4	
11	663-42615-02	.SEAL .SELLO			1	1	
12	697-42815-11-98	.LEVER, CLAMP .PALANCA ABRAZADERA			1	1	
13	697-42817-11-98	.LEVER, CLAMP .PALANCA ABRAZADERA			1	1	
14	90386-13M38	.BUSH .BUJE			4	4	
15	90206-13019	.WASHER, WAVE .ARANDELA ONDULADA			2	2	
16	663-42816-02	.LEVER, CLAMP .PALANCA ABRAZADERA			2	2	
17	97095-06012	.BOLT .PERNO			2	2	
18	90201-06068	.WASHER, PLATE .ARANDELA PLANA			2	2	
19	697-42677-40	.GRAPHIC, FRONT .CALCAMONIA FRONTAL			1	1	
20	697-W0070-31	.GRAPHIC SET .JUEGO DE EMBLEMA			1	1	
21	697-42678-30	.GRAPHIC, REAR .CALCAMONIA TRASERA			1	1	
22	697-42681-31	.MARK, COWLING .MARCA DE CUBIERTA			1	1	
23	697-42682-31	.MARK, COWLING .MARCA DE CUBIERTA			1	1	

FIG. 2 TOP COWLING 2

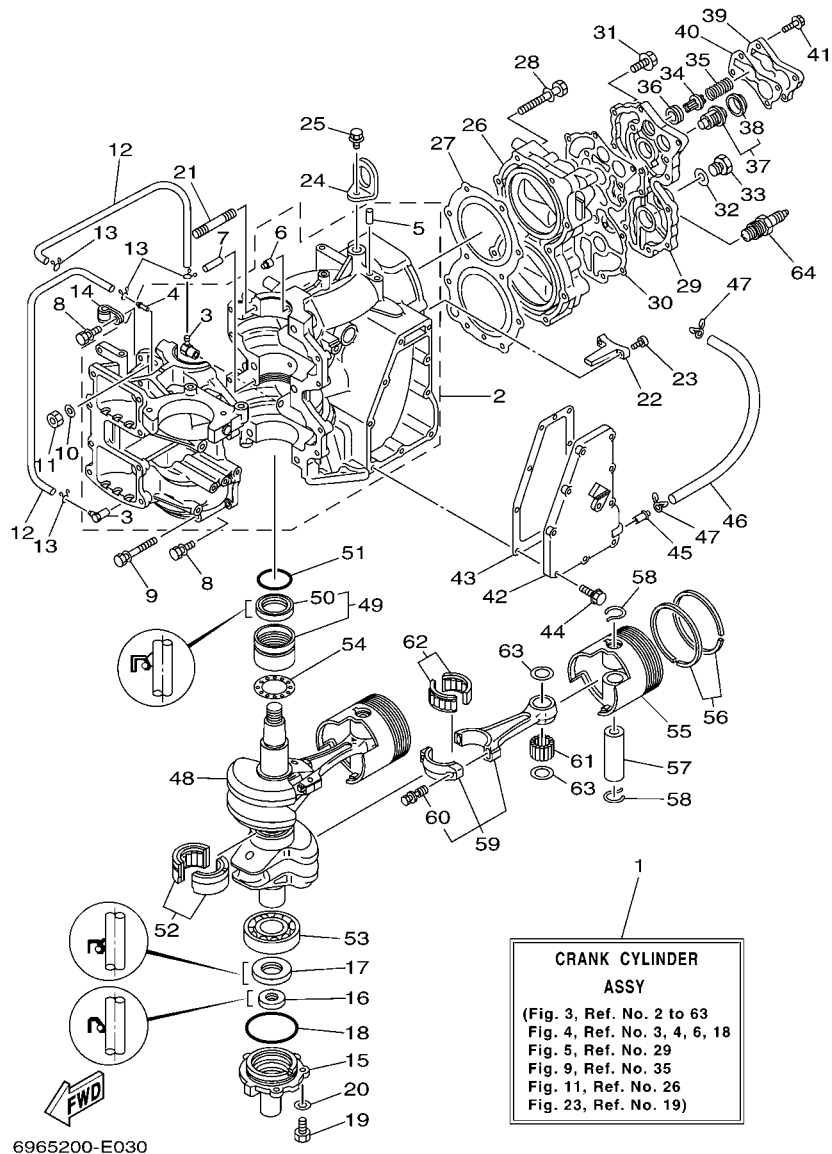
SOPORTE SUPERIOR 2



6961200-2020

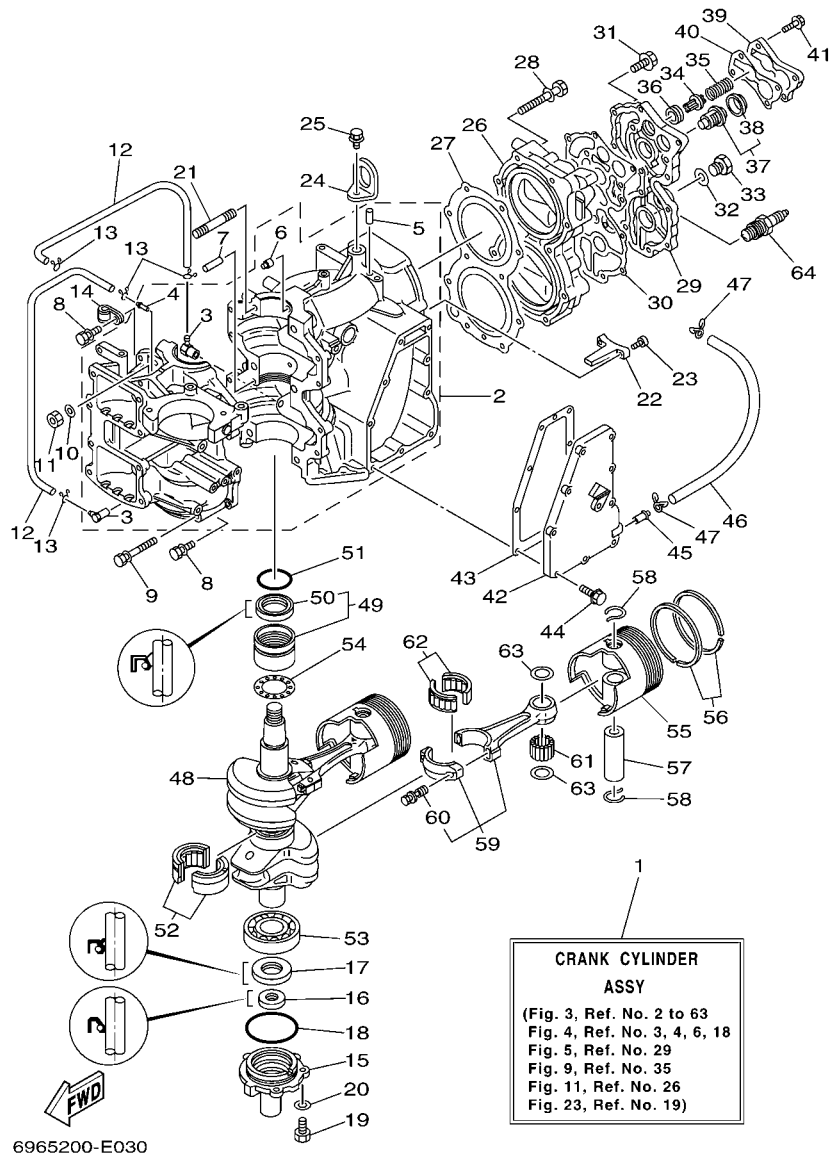
REF. NO.	PART NO. CODIGO Nº	DESCRIPTION DESCRIPCION	E48C	E56C	S5ED	S5ET	REMARKS OBSERVACIONES
1	696-42610-J0-4D	TOP COWLING ASSY SOPORTE SUPERIOR COMPL.	1				
	6A3-42610-J0-4D	TOP COWLING ASSY SOPORTE SUPERIOR COMPL.		1			
2	697-42647-00-94	.HOLDER, CLAMP BAND .MORDAZA DE ABRAZADERA	1	1			
3	697-42649-00-94	.HOLDER, CLAMP BAND .MORDAZA DE ABRAZADERA	1	1			
4	90202-19M10	.WASHER, PLATE .ARANDELA DE PLANA	2	2			
5	663-42662-00	.DAMPER .AMORTIGUADOR	2	2			
6	90266-06009	.RIVET .REMACHE	6	6			
7	670-43691-00	.INDICATOR, TILT .INDICADOR	1	1			
8	697-42613-11-4D	.MOLDING, AIR DUCT .MOLDURA CONDUCTO AIRE	1	1			
9	97095-06016	.BOLT .PERNO	4	4			
10	92995-06600	.WASHER .ARANDELA	4	4			
11	663-42615-02	.SEAL .SELLO	1	1			
12	697-42815-11-98	.LEVER, CLAMP .PALANCA ABRAZADERA	1	1			
13	697-42817-11-98	.LEVER, CLAMP .PALANCA ABRAZADERA	1	1			
14	90386-13M38	.BUSH .BUJE	4	4			
15	90206-13019	.WASHER, WAVE .ARANDELA ONDULADA	2	2			
16	663-42816-02	.LEVER, CLAMP .PALANCA ABRAZADERA	2	2			
17	97095-06012	.BOLT .PERNO	2	2			
18	90201-06068	.WASHER, PLATE .ARANDELA PLANA	2	2			
19	696-W0070-H0	.GRAPHIC SET .JUEGO DE EMBLEMA	1				
	6A3-W0070-H0	.GRAPHIC SET .JUEGO DE EMBLEMA		1			
20	696-42678-H0	.GRAPHIC, REAR .CALCAMONIA TRASERA	1				
	6A3-42678-H0	.GRAPHIC, REAR .CALCAMONIA TRASERA		1			
21	697-15761-01	.SEAL, RUBBER 1 .SELLO DE GOMA 1	1	1			
22	677-13437-0B	.MARK, CAUTION .MARKER	1	1			
23	69P-42677-H0	.GRAPHIC, FRONT .CALCAMONIA FRONTAL	1	1			ENDURO ENDURO





**FIG. 3 CYLINDER & CRANKCASE CYLINDRO & CARTER**

REF. NO.	PART NO. CODIGO Nº	DESCRIPTION DESCRIPCION	E48C	E55C	S5ED	S5ET	REMARKS OBSERVACIONES
1	697-W0090-05-1S	CRANK CYLINDER ASSY BLOQUE MOTOR COMPLETO			1	1	
	696-W0090-66-1S	CRANK CYLINDER ASSY BLOQUE MOTOR COMPLETO	1				
	6A3-W0090-65-1S	CRANK CYLINDER ASSY BLOQUE MOTOR COMPLETO		1			
2	697-15100-02-1S	CRANKCASE ASSY CARTER COMPLETO			1	1	
	696-15100-01-1S	CRANKCASE ASSY CARTER COMPLETO	1				
	6A3-15100-01-1S	CRANKCASE ASSY CARTER COMPLETO		1			
3	650-11370-01	.CHECK VALVE ASSY .VALVULA DE CONTROL COMPL.			2	2	
	650-11370-01	.CHECK VALVE ASSY .VALVULA DE CONTROL COMPL.	1	1			
4	624-14485-00	.PIPE, JOINT .TUBO DE UNION	1	1	1	1	
5	93604-08062	.PIN, DOWEL .PASADOR DE CLAVIJA	1	1	1	1	
6	663-11518-01	.LOCK, BEARING .SEGURO BALERO	2	2	2	2	
7	93608-12063	PIN, DOWEL PASADOR DE CLAVIJA	1	1	1	1	
8	90119-06M12	BOLT, WITH WASHER TORNILLO CON ARANDELA	8	8	8	8	
9	90119-10005	BOLT, WITH WASHER TORNILLO CON ARANDELA	4	4	4	4	
10	90201-10008	WASHER, PLATE ARANDELA PLANA	2	2	2	2	
11	95313-10600	NUT TUERCA	2	2	2	2	
12	90445-07240	HOSE (L330) TUBO (L330)			2	2	
	90445-07240	HOSE (L330) TUBO (L330)	1	1			
13	90467-06016	CLIP PRESILLA			4	4	
	90467-06016	CLIP PRESILLA	2	2			
14	90461-04011	CLAMP GRAPA	1	1	1	1	
15	663-15359-01-94	HOUSING, OIL SEAL CAJA DE SELLO DE ACEITE	1	1	1	1	
16	93104-18049	OIL SEAL SELLO ACEITE	1	1	1	1	
17	93102-28135	OIL SEAL SELLO ACEITE	1	1	1	1	
18	93210-62269	O-RING ANILLO O	1	1	1	1	
19	97095-06016	BOLT PERNO	3	3	3	3	
20	92995-06600	WASHER ARANDELA	3	3	3	3	

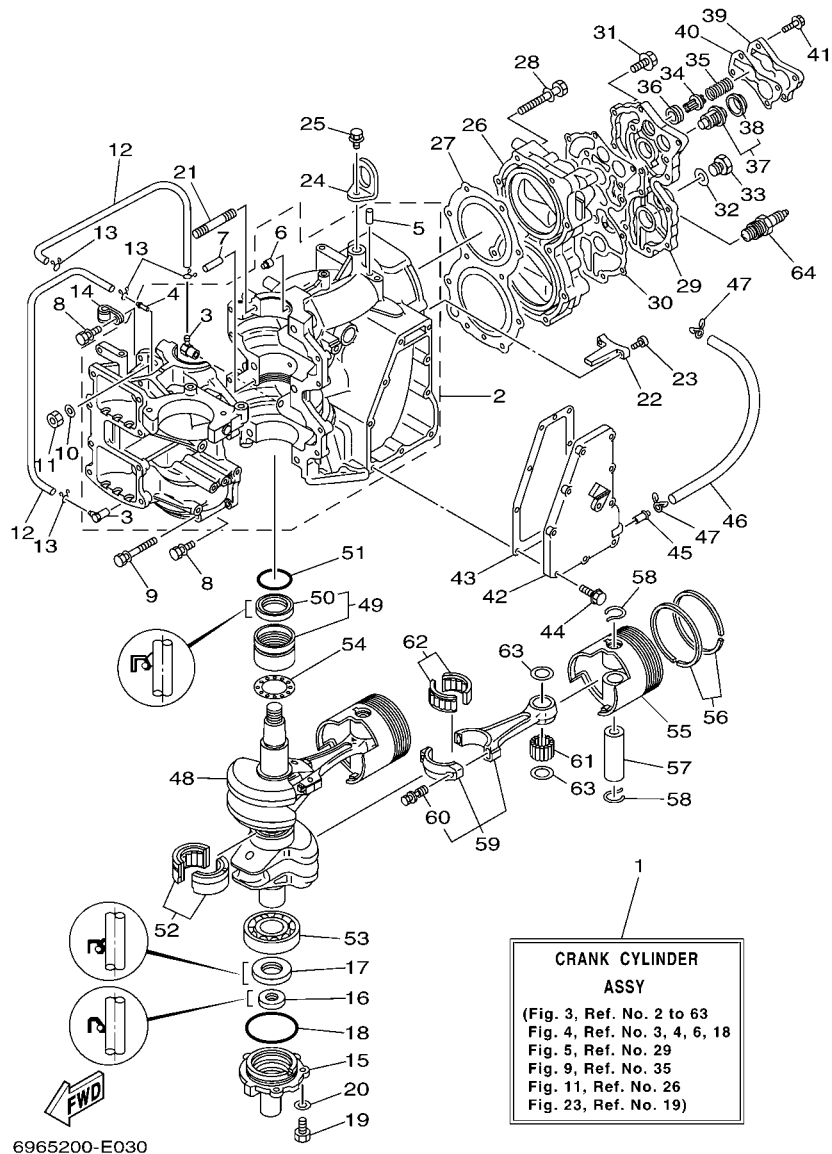


6965200-E030

**CRANK CYLINDER ASSY**  
 (Fig. 3, Ref. No. 2 to 63  
 Fig. 4, Ref. No. 3, 4, 6, 18  
 Fig. 5, Ref. No. 29  
 Fig. 9, Ref. No. 35  
 Fig. 11, Ref. No. 26  
 Fig. 23, Ref. No. 19)

**FIG. 3 CYLINDER & CRANKCASE CYLINDRO & CARTER**

REF. NO.	PART NO. CODIGO Nº	DESCRIPTION DESCRIPCION	E48C	E55C	S5ED	S5ET	REMARKS OBSERVACIONES
21	90116-10177	BOLT, STUD ESPARRAGO	2	2	2	2	
22	663-11325-00	ANODE ANODO	1	1	1	1	
23	98780-04015	SCREW, FLAT HEAD TORNILLO CABEZA PLANA	2	2	2	2	
24	697-11119-00	HANGER, ENGINE SOPORTE DEL MOTOR			1	1	
25	90119-08018	BOLT, WITH WASHER TORNILLO CON ARANDELA			1	1	
26	663-11111-02-1S	HEAD, CYLINDER 1 CULATA CILINDRO 1	1	1	1	1	
27	697-11181-A1	GASKET, CYLINDER HEAD 1 JUNTA, DE CULATA 1	1	1	1	1	
28	90119-08MA8	BOLT, WITH WASHER TORNILLO CON ARANDELA	10	10	10	10	
29	663-11191-00-1S	COVER, CYLINDER HEAD 1 TAPA CULATA DE CILINDRO 1	1	1	1	1	
30	663-11193-A0	GASKET, HEAD COVER 1 EMPAQUE	1	1	1	1	
31	90119-06MA2	BOLT, WITH WASHER TORNILLO CON ARANDELA	12	12	12	12	
32	90430-14115	GASKET JUNTA	1	1	1	1	
33	90340-14036	PLUG, STRAIGHT SCREW TORNILLO, DE DRENAJE	1	1	1	1	
34	663-12416-00	VALVE, PRESSURE CONTROL VALVULA DE CONTROL DE PRESION			1	1	
35	90501-14234	SPRING, COMPRESSION RESORTE DE COMPRESION			1	1	
36	90480-18065	GRÖMMET TAPON			1	1	
37	6F5-12411-03	THERMOSTAT TERMOSTAT			1	1	
38	6E5-12412-00	SEAL, THERMOSTAT SELLO TERMOSTATO			1	1	
39	663-12413-00-1S	COVER, THERMOSTAT CUBIERTA TERMOSTATO	1	1	1	1	
40	663-12414-A0	GASKET, COVER EMPAQUE	1	1	1	1	
41	90119-06MA4	BOLT, WITH WASHER TORNILLO CON ARANDELA	4	4	4	4	
42	663-41113-00-1S	OUTER COVER, EXHAUST CUBOERTA EXTERIOR DE ESCAPE	1	1	1	1	
43	663-41114-A0	GASKET, EXHAUST OUTER COVER EMPAQUE	1	1	1	1	
44	90119-06MA2	BOLT, WITH WASHER TORNILLO CON ARANDELA	9	9	9	9	
45	650-24378-00	PIPE, JOINT 4 TUBO DE UNION 3	1	1	1	1	
46	663-24312-01	PIPE 2 TUBO 2	1	1	1	1	
47	90467-08004	CLIP PRESILLA	2	2	2	2	AP AP



**FIG. 3 CYLINDER & CRANKCASE CYLINDRO & CARTER**

REF. NO.	PART NO. CODIGO Nº	DESCRIPTION DESCRIPCION	E48C	E55C	S5ED	S5ET	REMARKS OBSERVACIONES
48	663-11411-01	CRANKSHAFT CIGUENAL	1	1	1	1	
49	93311-632U1	BEARING COJINETE DE RODILLOS	1	1	1	1	
50	93102-32M07	.OIL SEAL .SELLO ACEITE	1	1	1	1	
51	93210-42159	O-RING ANILLO O	1	1	1	1	
52	93311-832U4	BEARING COJINETE DE RODILLOS	1	1	1	1	
53	93306-206U3	BEARING COJINETE			1	1	
	93306-206U4	BEARING COJINETE	1	1			
54	663-11561-00	SHIM, CRANK 1 ARANDELA DE MANIVELA 1	1	1	1	1	
55	688-11631-03-94	PISTON (STD) PISTON (NORMA)	2	2	2	2	
	688-11635-03	PISTON (0.25MM O/S) PISTON (0.25MM O/S)	2	2	2	2	AP AP
	688-11636-03	PISTON (0.50MM O/S) PISTON (0.50MM O/S)	2	2	2	2	AP AP
56	688-11603-A0	PISTON RING SET (STD) JUEGO DE ANILLOS (NORMA)	2	2	2	2	
	688-11604-A0	PISTON RING SET (0.25MM O/S) JUEGO DE ANILLOS (0.25MM O/S)	2	2	2	2	AP AP
	688-11605-A0	PISTON RING SET (0.50MM O/S) JUEGO DE ANILLOS (0.50MM O/S)	2	2	2	2	AP AP
57	663-11633-00	PIN, PISTON PASADOR, PISTON	2	2	2	2	
58	688-11634-00	CLIP, PISTON PIN PRESILLA, BULON DE PISTON	4	4	4	4	
59	688-11650-03	CONNECTING ROD ASSY BIELA COMPLETA	2	2	2	2	
60	90109-08022	.BOLT .PERNO	2	2	2	2	
61	93603-21111	PIN, DOWEL PASADOR DE CLAVIJA	56	56	56	56	
62	93310-730V8	BEARING COJINETE DE RODILLOS	2	2	2	2	
63	90201-20417	WASHER, PLATE ARANDELA PLANA	4	4	4	4	
64	94702-00160	PLUG, SPARK (NGK B8HS-10) BUJIA (NGK B8HS-10)			2	2	
	94702-00040	PLUG, SPARK (NGK B7HS) BUJIA (NGK B7HS)	2				
	94702-00041	PLUG, SPARK (NGK B8HS) BUJIA (NGK B8HS)		2			
	94702-00272	PLUG, SPARK (NGK BR7HS) BUJIA (NGK BR7HS)	2				FOR CAR,CHN FOR CAR,CHN

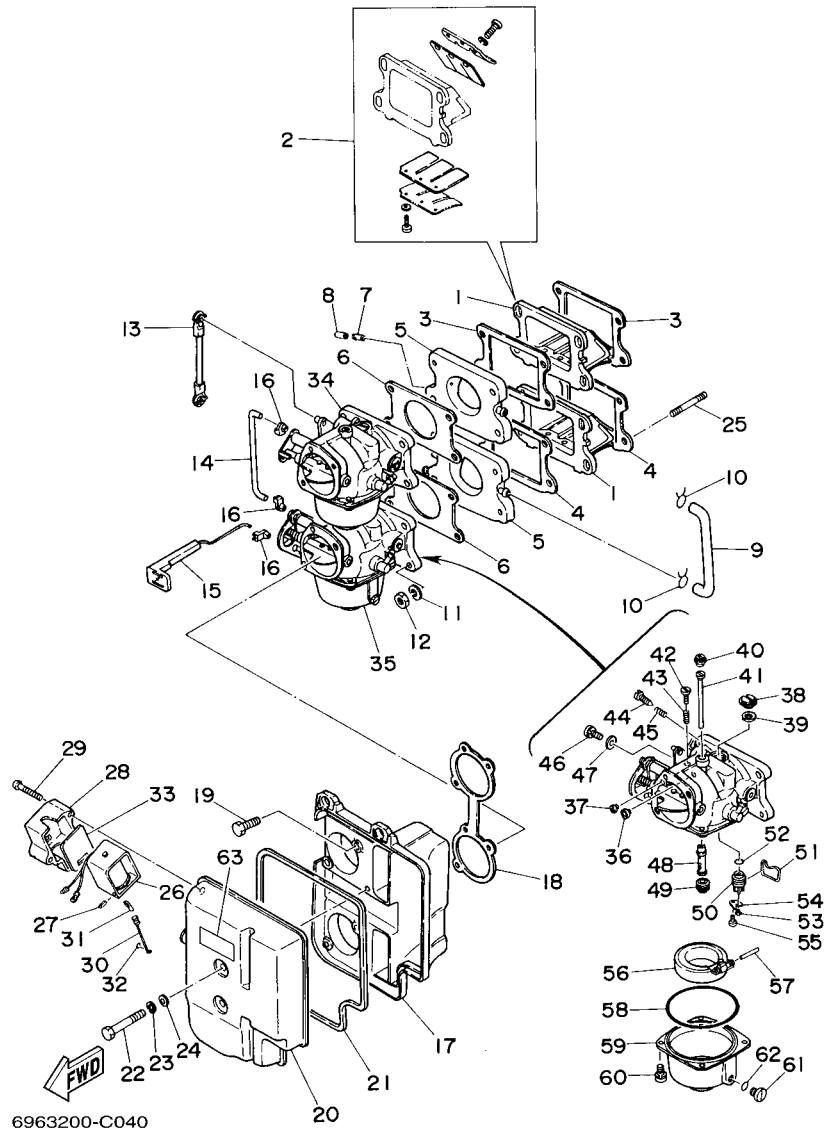
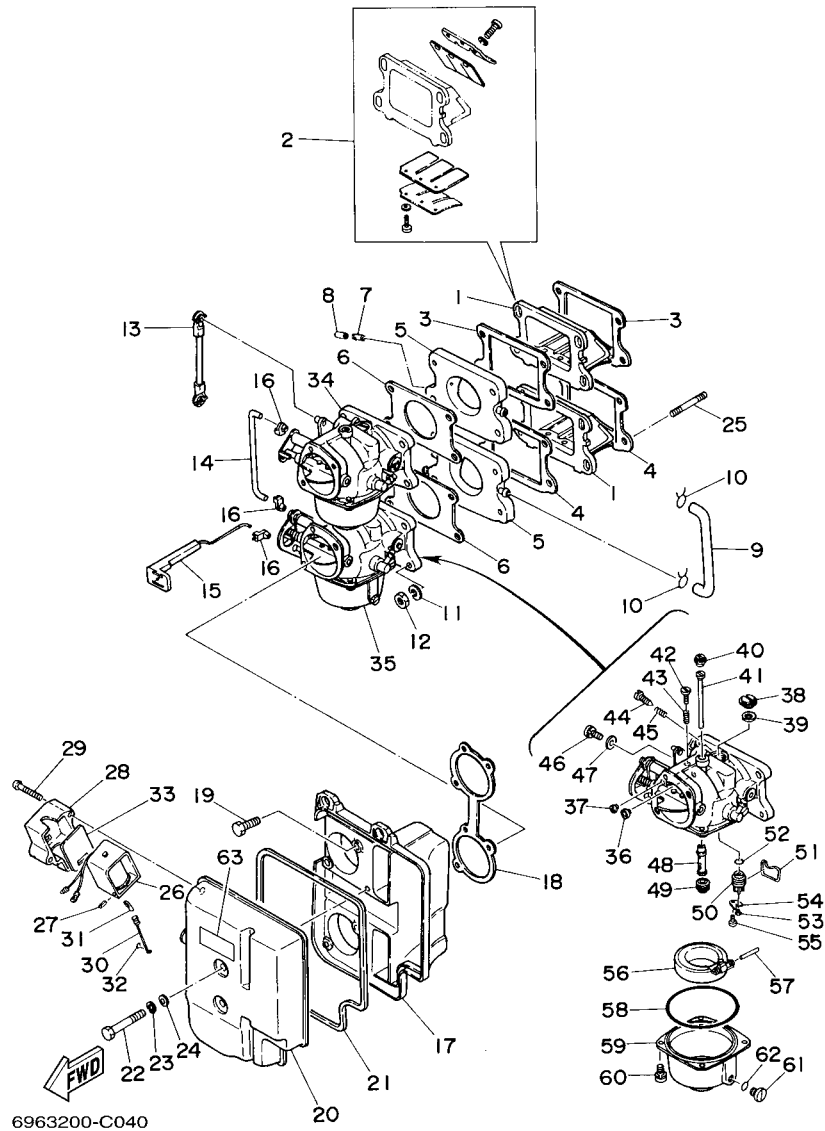


FIG. 4 INTAKE

ADMISION

REF. NO.	PART NO. CODIGO Nº	DESCRIPTION DESCRIPCION	E48C	E56C	55ED	55ET	REMARKS OBSERVACIONES
1	697-13610-00	REED VALVE ASSY VALVULA DE LAMINAS COMPLETA			2	2	
	696-13610-00	REED VALVE ASSY VALVULA DE LAMINAS COMPLETA	2				
	698-13610-00	REED VALVE ASSY VALVULA DE LAMINAS COMPLETA		2			
2	692-W0004-00	.REED SET .JUEGO DE VALVULAS DE LENGUETA	1		1	1	
	688-W0004-00	.REED SET .JUEGO DE VALVULAS DE LENGUETA		1			
3	663-13621-A0	GASKET, VALVE SEAT JUNTA, DE VALV.DE EMPAQUE	2	2	2	2	
4	663-13622-A0	GASKET, VALVE SEAT EMPAQUE DE ASIENTO VALVULA	2	2	2	2	
5	663-13641-02-94	MANIFOLD 1 MULTIPLE 1			2	2	
	670-13641-01-94	MANIFOLD 1 MULTIPLE 1	2	2			
6	663-14198-A0	GASKET EMPAQUE	2	2	2	2	
7	624-14485-00	PIPE, JOINT TUBO DE UNION	2	2	2	2	
8	647-14395-60	CAP, OVERFLOW PIPE TAPA DE TUBO REBOSAMIENTO			1	1	
	647-14395-60	CAP, OVERFLOW PIPE TAPA DE TUBO REBOSAMIENTO	2	2			
9	663-24321-00	PIPE 10 TUBO 10			1	1	
10	90467-08004	CLIP PRESILLA			2	2	
11	92995-06100	WASHER, SPRING ARANDELA	8	8	8	8	
12	95380-06600	NUT, HEXAGON TUERCA	8	8	8	8	
13	697-41217-01	ROD, ACCEL. LEVER VARILLA PALANCA ACELERADOR	1	1	1	1	
14	663-41257-02	ROD, CHOKE 2 VARILLA DE AHOGADOR	1	1	1	1	
15	663-41256-01	ROD, CHOKE 1 VARILLA DE AHOGADOR			1	1	
	663-41256-41	ROD, CHOKE 1 VARILLA DE AHOGADOR	1	1			
16	661-41262-02	JOINT, CHOKE LEVER CONECTOR DE AHOGADOR	3	3	3	3	
17	697-14417-00-94	COVER 1 CUBIERTA 1	1	1	1	1	
18	663-14483-A0	GASKET EMPAQUE	1	1	1	1	
19	97013-06025	BOLT PERNO	4	4	4	4	
20	697-14418-00-94	COVER 2 CUBIERTA 2	1	1	1	1	
21	697-14416-00	GASKET, AIR CLEANER EMPAQUE	1	1	1	1	

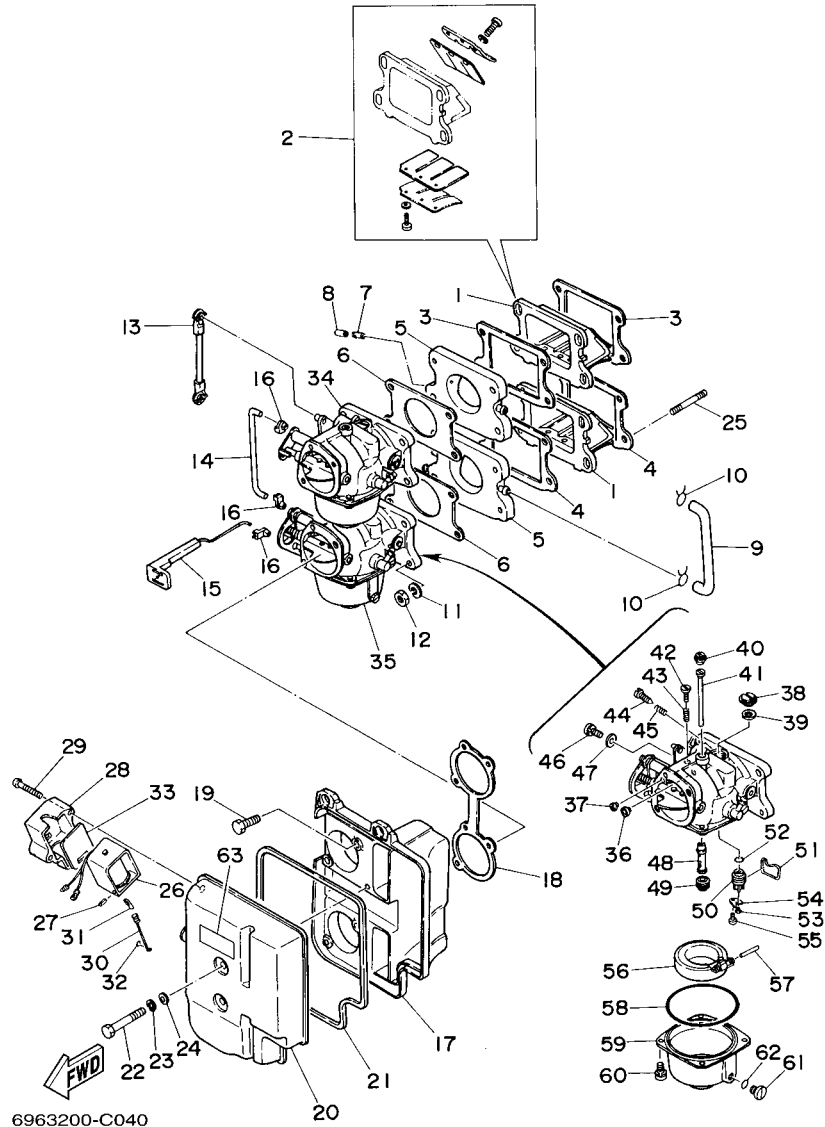


6963200-C040

FIG. 4 INTAKE

ADMISION

REF. NO.	PART NO. CODIGO Nº	DESCRIPTION DESCRIPCION	E48C	E55C	55ED	55ET	REMARKS OBSERVACIONES
22	97095-06045	BOLT PERNO	2	2	2	2	
23	92995-06100	WASHER, SPRING ARANDELA	2	2	2	2	
24	92995-06600	WASHER ARANDELA	2	2	2	2	
25	90116-06176	BOLT, STUD ESPARRAGO	8	8	8	8	
26	663-86110-02	SOLENOID SOLENOIDE			1	1	
27	91690-30010	PIN, SPRING PASADOR DE RESORTE			1	1	
28	663-86115-00	HOLDER, SOLENOID TAPON PROTECTOR			1	1	
29	97880-05030	SCREW, PAN HEAD TORNILLO DE CABEZA CON PLANA			2	2	
30	663-86116-01	WIRE, PULL ALAMBRE-JALADOR			1	1	
31	676-86117-00	HOOK, WIRE PULL GANCHO JALADOR DE ALAMBRE			1	1	
32	93210-03261	O-RING ANILLO O			1	1	
33	663-86118-00	DAMPER AMORTIGUADOR			1	1	
34	697-14501-04	CARBURETOR ASSY 1 CARBURADOR COMPLETO 1			1	1	#1
	696-14501-04	CARBURETOR ASSY 1 CARBURADOR COMPLETO 1	1				#1
	6A3-14501-04	CARBURETOR ASSY 1 CARBURADOR COMPLETO 1		1			#1
35	697-14502-04	CARBURETOR ASSY 2 CARBURADOR COMPLETO 2			1	1	#2
	696-14502-04	CARBURETOR ASSY 2 CARBURADOR COMPLETO 2	1				#2
	6A3-14502-04	CARBURETOR ASSY 2 CARBURADOR COMPLETO 2		1			#2
36	663-14950-27	.PILOT, AIR JET .ESPREA DE AIRE PILOTO			2	2	
	663-14950-29	.PILOT, AIR JET .ESPREA DE AIRE PILOTO	2				
	663-14950-26	.PILOT, AIR JET .ESPREA DE AIRE PILOTO		2			
37	663-14945-32	.JET, AIR MAIN (#125) .INYECTOR (#125)			2	2	
	663-14945-34	.JET, AIR MAIN (#135) .INYECTOR (#135)	2				
	663-14945-43	.JET, AIR MAIN (#180) .INYECTOR (#180)		2			
38	697-14991-00	.SCREW .TORNILLO	2	2	2	2	
39	679-14557-00	.WASHER .ARANDELA	2	2	2	2	
40	663-14567-01	.SCREW .TORNILLO	2	2	2	2	



6963200-C040

FIG. 4 INTAKE

ADMISION

REF. NO.	PART NO. CODIGO Nº	DESCRIPTION DESCRIPCION	E48C	E56C	55ED	55ET	REMARKS OBSERVACIONES
41	663-14942-19	.JET, PILOT .ESPREA DE PILOTO		2	2	2	
	663-14942-22	.JET, PILOT .ESPREA DE PILOTO	2				
42	63V-14523-00	.SCREW, STOP .TORNILLO DE TOPE	1	1	1	1	#2 #2
43	90501-10326	.SPRING, COMPRESSION .RESORTE DE COMPRESION	1	1	1	1	#2 #2
44	663-14923-00	.SCREW, PILOT .TORNILLO DE AJUSTE	2	2	2	2	
45	90501-08214	.SPRING, COMPRESSION .RESORTE DE COMPRESION	2	2	2	2	
46	6K5-14592-00	.SCREW .TORNILLO	1	1	1	1	#1 #1
47	90201-05652	.WASHER, PLATE .ARANDELA PLANA	1	1	1	1	#1 #1
48	663-14947-01	.JET, NEEDLE .INYECTOR DE AGUJA	2		2	2	
	6F0-14947-00	.JET, NEEDLE .INYECTOR DE AGUJA		2			
49	663-14943-39	.JET, MAIN (#160) .INYECTOR PRINCIPAL (#160)			2	2	
	663-14943-40	.JET, MAIN (#165) .INYECTOR PRINCIPAL (#165)	2				
	663-14943-43	.JET, MAIN (#180) .INYECTOR PRINCIPAL (#180)		2			
50	696-14590-01	.NEEDLE VALVE ASSY .VALVULA DE AGUJA COMPLETA	2	2	2	2	
51	663-14159-00	.CLIP .PRESILLA	2	2	2	2	
52	93210-07229	.O-RING .ANILLO O	2	2	2	2	
53	810-14186-00	.PIN, FLOAT .PASADOR DE LA BOYA	2	2	2	2	
54	371-14919-60	.CLIP .PRESILLA	2	2	2	2	
55	98580-04006	.SCREW, PAN HEAD .TORNILLO DE CABEZA CRUZADA	2	2	2	2	
56	6F0-14985-00	.FLOAT .BOIA	2	2	2	2	
57	663-14548-00	.PIN, FLOAT ARM .PASADOR DE BRAZO DE BOIA	2	2	2	2	
58	93210-64272	.O-RING .ANILLO O	2	2	2	2	
59	663-14980-00	.BODY, FLOAT CHAMBER .CUERPO CAMARA DE BOIA	2	2	2	2	
60	97980-04112	.SCREW, WITH WASHER .TORNILLO, CON ARANDELA	8	8	8	8	
61	6H3-14992-00	.SCREW, DRAIN .TORNILLO, SEGURO	2	2	2	2	
62	93210-04230	.O-RING .ANILLO O	2	2	2	2	
63	6A1-83625-41	MARK 5 MARCA 5	1	1	1	1	



6963200-C050

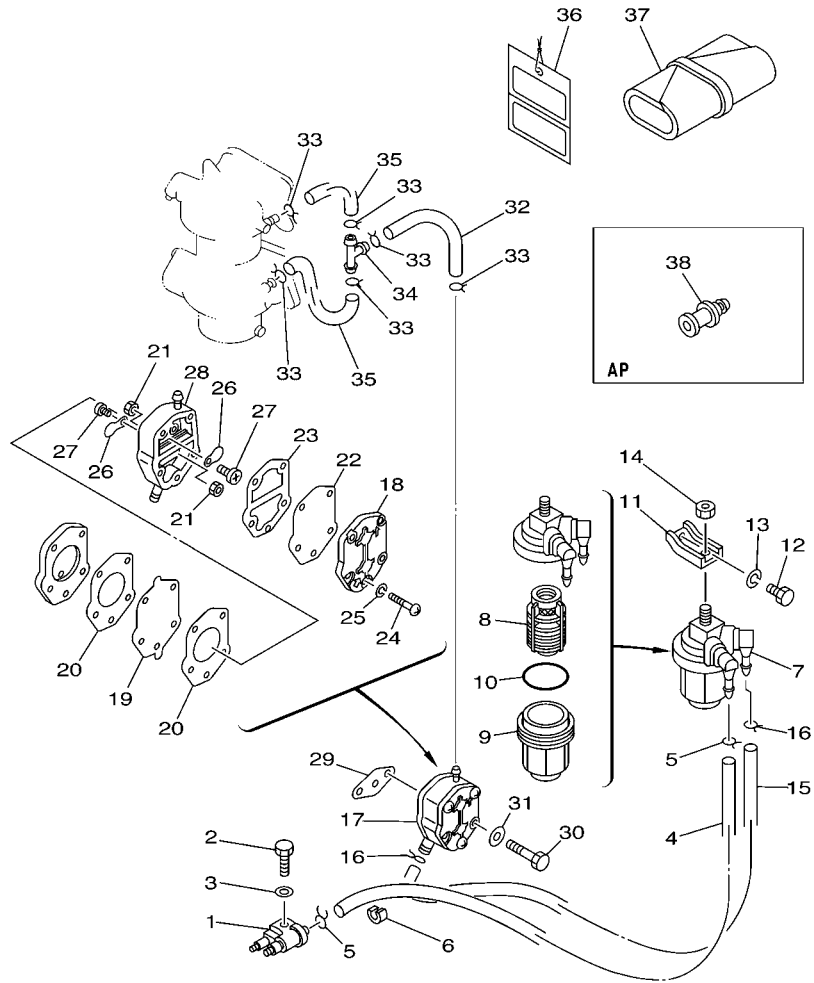


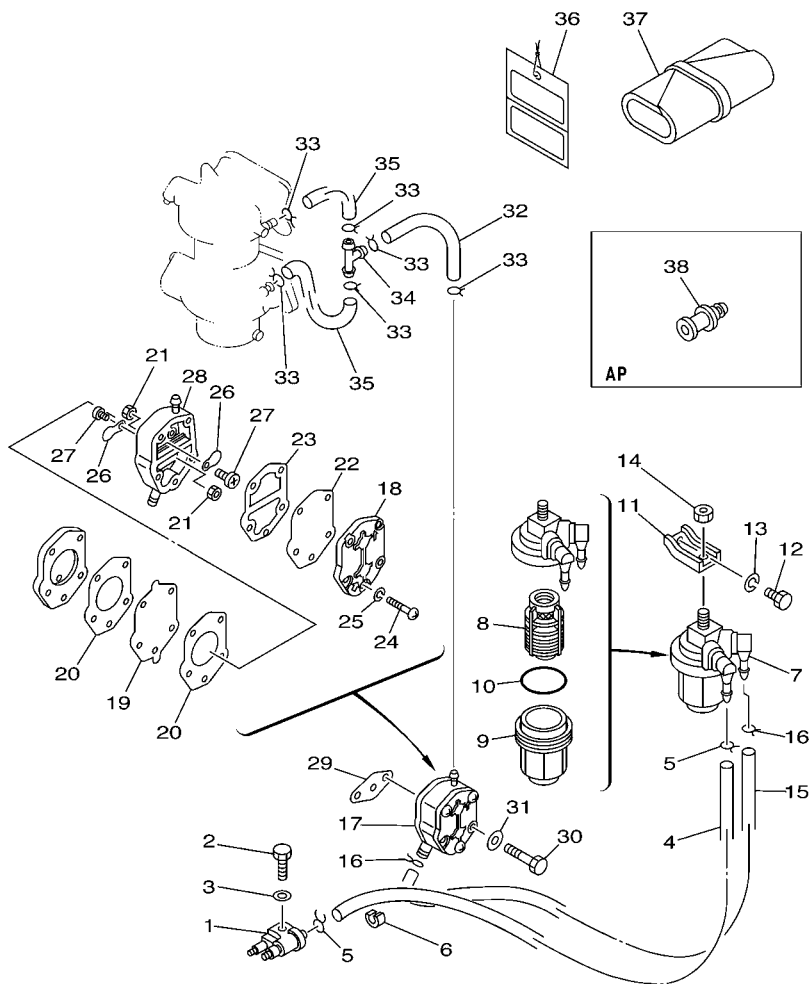
FIG. 5 FUEL

COMBUSTIBLE

REF. NO.	PART NO. CODIGO Nº	DESCRIPTION DESCRIPCION	E48C	E56C	55ED	55ET	REMARKS OBSERVACIONES
1	6G1-24304-02	FUEL PIPE JOINT COMP. 1 CONECTOR MANGUERA COMBUST.1	1	1	1	1	
2	97095-06020	BOLT PERNO	1	1	1	1	
3	92995-06600	WASHER ARANDELA	1	1	1	1	
4	90445-09109	HOSE (L400) TUBO (L400)	1	1	1	1	
5	90467-08004	CLIP PRESILLA	2	2	2	2	
6	90464-04011	CLAMP BRIDA	1	1	1	1	
7	61N-24560-00	FILTER ASSY FILTRO COMPLETO	1	1	1	1	
8	61N-24563-00	.ELEMENT, FILTER .ELEMENTO DEL FILTRO	1	1	1	1	
9	61N-24521-00	.CUP, FILTER .COPA DE FILTRO	1	1	1	1	
10	93210-32738	.O-RING .ANILLO O	1	1	1	1	
11	6E9-24566-70	BRACKET, FILTER SOPORTE DEL FILTRO	1	1	1	1	
12	97013-06014	BOLT PERNO	1	1	1	1	
13	92903-06100	WASHER, SPRING RONDANA SENCILLA	1	1	1	1	
14	95380-08600	NUT TUERCA	1	1	1	1	
15	90445-09097	HOSE (L250) TUBO (L250)	1	1	1	1	
16	90467-08004	CLIP PRESILLA	2	2	2	2	
17	692-24410-00	FUEL PUMP ASSY BOMBA DE COMBUSTIBLE COMPLETA	1	1	1	1	
18	6A0-24413-00	.BODY 2 .CUERPO 2	1	1	1	1	
19	692-24411-00	.DIAPHRAGM .DIAFRAGMA	1	1	1	1	
20	648-24434-01	.GASKET, BODY .EMPAQUE	2	2	2	2	
21	95380-03600	.NUT .TUERCA	2	2	2	2	
22	663-24411-00	.DIAPHRAGM .DIAFRAGMA	1	1	1	1	
23	648-24435-02	.GASKET, BODY 2 .EMPAQUE	1	1	1	1	
24	98503-05028	.SCREW, PAN HEAD .TORNILLO DE CABEZA DE CONO ACH	3	3	3	3	
25	92990-05100	.WASHER, SPRING .ARANDELA PLANA	3	3	3	3	
26	6A0-24421-01	.VALVE, CHECK .VALVULA DE RETENCION	2	2	2	2	
27	6A0-14325-00	.SCREW, PAN HEAD .TORNILLO CABEZA REDONDA	2	2	2	2	

FIG. 5 FUEL

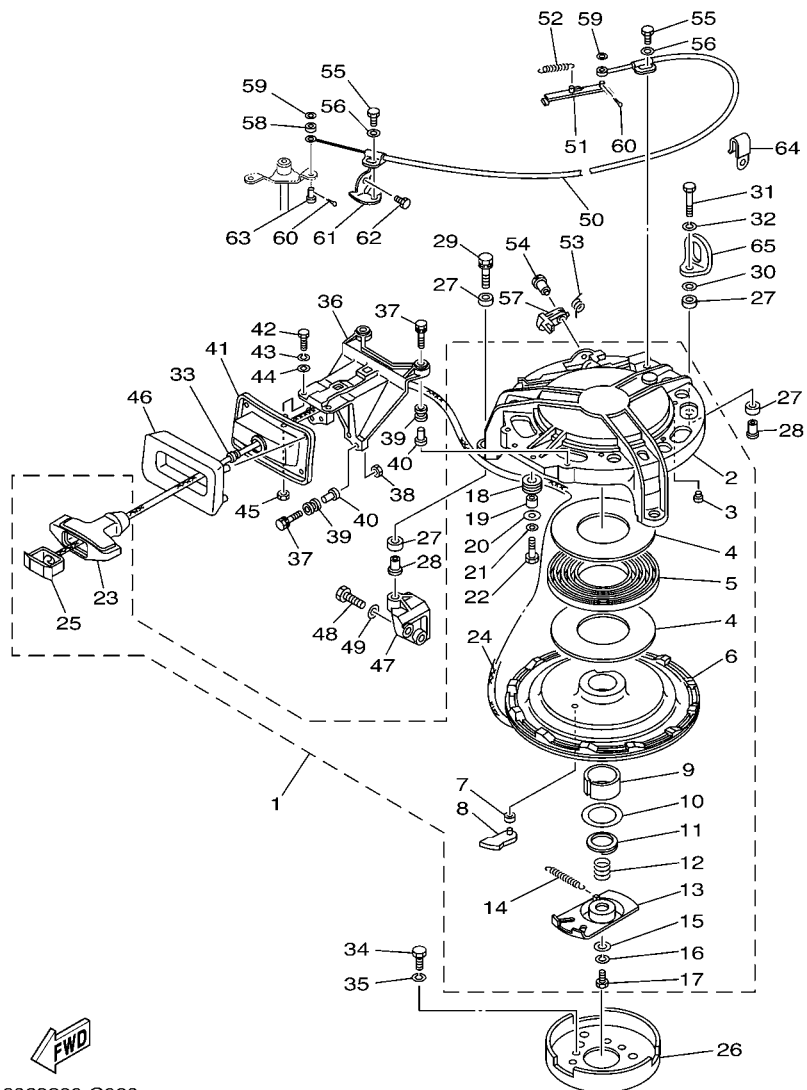
COMBUSTIBLE



  
6963200-C050

REF. NO.	PART NO. CODIGO Nº	DESCRIPTION DESCRIPCION	E48C	E56C	55ED	55ET	REMARKS OBSERVACIONES
28	6A0-24412-02	.BODY 1 .CUERPO 1	1	1	1	1	
29	650-24431-A0	GASKET, FUEL PUMP 1 EMPAQUE BOMBA COMBUST 1	1	1	1	1	
30	97095-06040	BOLT PERNO	2	2	2	2	
31	92995-06600	WASHER ARANDELA	2	2	2	2	
32	90445-09086	HOSE (L170) TUBO (L170)	1	1	1	1	
33	90467-08004	CLIP PRESILLA	6	6	6	6	
34	688-24378-00	PIPE, JOINT 3 TUBO DE UNION 3	1	1	1	1	
35	90445-09061	HOSE (L65) TUBO (L65)	2	2	2	2	
36	61H-2819R-31	TAG, WARNING ETIQUETA DE ADVERTENCIA	1				FOR CAR FOR CAR
37	656-W2810-02	TOOL KIT JUEGO DE HERRAMIENTAS	1	1	1	1	
38	626-28193-01-94	PLUG, WATER CHECK TAPON DE CONTROL DE LA AGUA	1	1	1	1	AP D:15MM AP D:15MM





6963200-C060

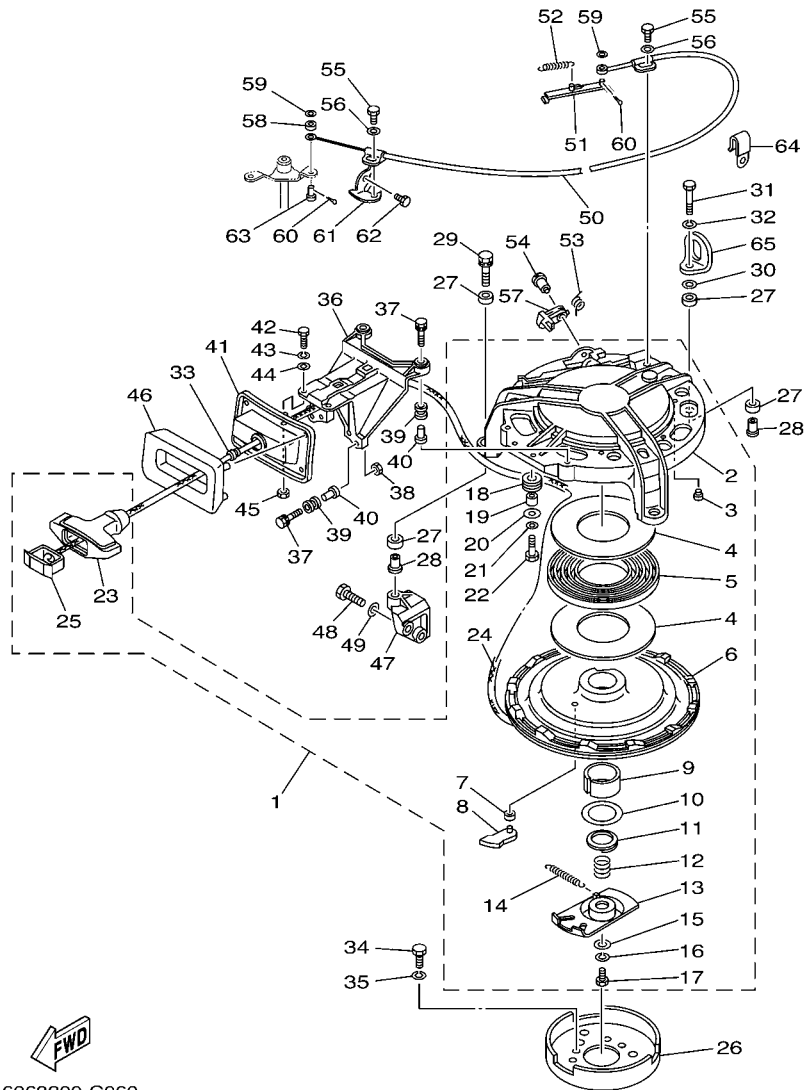
\*1: CUT FROM 50M ROLLS, PART NO. 90890-44374, CUTTING LENGTH 2.3M

\*1: CORTE DE UN RODILLO DE 50M , PARTS NUMERO 90890-44374, LARGO DEL CORTE 2.3M

FIG. 6 STARTER

ARRANQUE

REF. NO.	PART NO. CODIGO Nº	DESCRIPTION DESCRIPCION	E48C	E56C	S5ED	S5ET	REMARKS OBSERVACIONES
1	696-W1571-02	STARTER ASSY ARRANQUE COMPLETO	1	1			
2	663-15711-02	.CASE, STARTER .CAJA DE ARRANQUE	1	1			
3	696-15773-00	.STAY 3 .SOPORTE 3	6	6			
4	663-15739-00	.WASHER, THRUST .ARANDELA DE EMPUJE AXIAL	2	2			
5	663-15713-00	.SPRING, STARTER .RESORTE DE ARRANQUE	1	1			
6	663-15714-01	.DRUM, SHEAVE .TAMBOR ROLDANA	1	1			
7	663-15764-00	.COLLAR 1 .COLLAR 1	1	1			
8	663-15741-02	.PAWL, DRIVE .TRINQUETE DE TRACCION	1	1			
9	663-15754-00	.BUSH 2 .BUJE 2	1	1			
10	663-15726-01	.WASHER, FLAT .ARANDELA PLANA	1	1			
11	663-15744-00	.CIRCLIP .SEGURO	1	1			
12	663-15715-00	.SPRING, FRICTION .RESORTE PLACA DE TRACCION	1	1			
13	696-15716-00	.PLATE, DRIVE .PLACA DE TRACCION	1	1			
14	696-15734-00	.SPRING, RETURN .RESORTE DE RETORNO	1	1			
15	663-15719-00	.WASHER, THRUST .ARANDELA DE EMPUJE	1	1			
16	92903-06100	.WASHER, SPRING .RONDANA SENCILLA	1	1			
17	97303-06016	.BOLT .TORNILLO	1	1			
18	663-15752-00	.ROLLER, WIRE .RODILLO DE CUERDA	1	1			
19	663-15753-00	.BUSH .BUJE	1	1			
20	663-15791-00	.WASHER, LOCK .EMBLEMA	1	1			
21	92903-06100	.WASHER, SPRING .RONDANA SENCILLA	1	1			
22	97303-06025	.BOLT .TORNILLO	1	1			
23	689-15755-01	.HANDLE, STARTER .MANIJA DE ARRANQUE	1	1			
24	*	.WIRE (L:2300MM) .CABLE (L:2300MM)	1	1			*1 *1
25	6F5-15779-02	.COVER .CUBIERTA	1	1			
26	6K5-15723-00	PULLEY, STARTER POLEA DE ARRANQUE	1	1			
27	90385-12M04	BUSH BUJE	6	6			



6963200-C060

\*1: CUT FROM 50M ROLLS, PART NO. 90890-44374, CUTTING LENGTH 2.3M

\*1: CORTE DE UN RODILLO DE 50M, PARTS NUMERO 90890-44374, LARGO DEL CORTE 2.3M

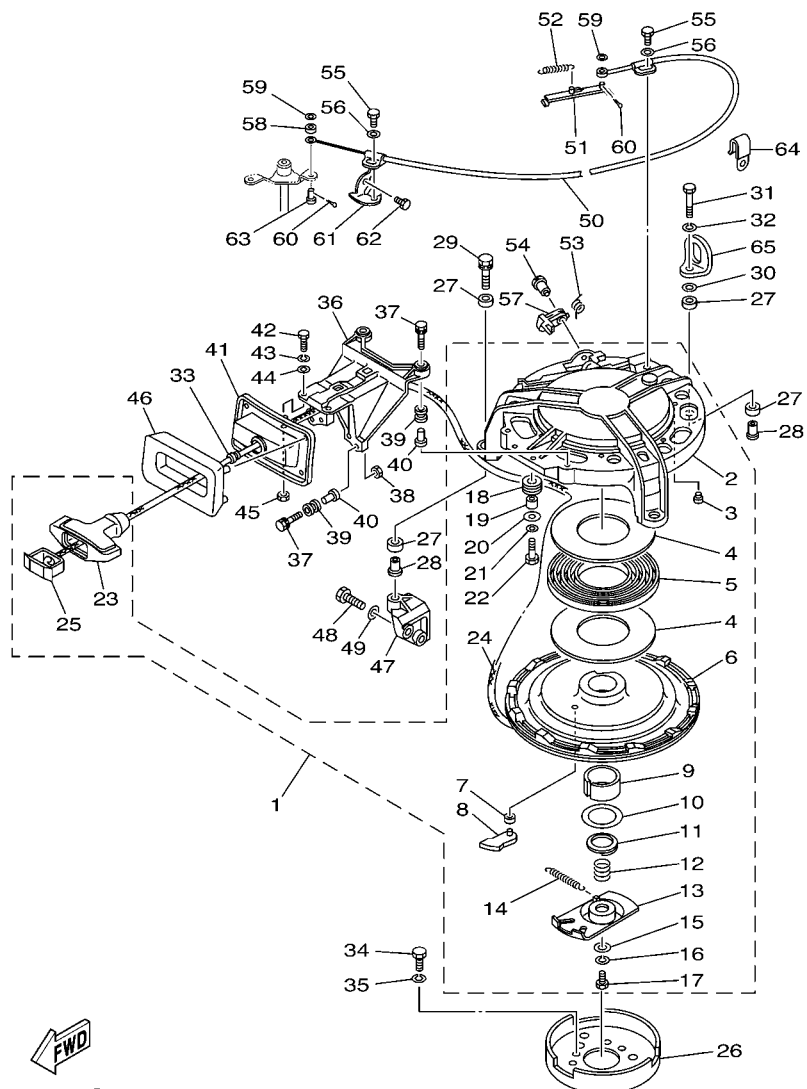
FIG. 6 STARTER

ARRANQUE

REF. NO.	PART NO. CODIGO N°	DESCRIPTION DESCRIPCION	E48C	E56C	55ED	55ET	REMARKS OBSERVACIONES
28	90387-08M05	COLLAR ESPACIADOR	3	3			
29	90119-08M26	BOLT, WITH WASHER TORNILLO CON ARANDELA	2	2			
30	90201-08095	WASHER, PLATE ARANDELA PLANA	1	1			
31	97095-08040	BOLT PERNO	1	1			
32	92995-08100	WASHER ARANDELA	1	1			
33	697-15789-00	DAMPER AMORTIGUADOR	1	1			
34	97013-08014	BOLT PERNO	3	3			
35	92903-08100	WASHER, SPRING RONDANA SENCILLA	3	3			
36	697-15787-00-94	ADAPTOR ADAPTADOR	1	1			
37	90119-06M30	BOLT, WITH WASHER TORNILLO CON ARANDELA	4	4			
38	95303-06600	NUT TUERCA	2	2			
39	6A0-82317-00	DAMPER, IGNITION COIL AMORTIGUADOR BOBINA ENCENDIDO	4	4			
40	90387-06119	COLLAR ESPACIADOR	4	4			
41	697-15758-01-4D	GUIDE, ROPE GUIA DE CUERDA	1	1			
42	97095-06020	BOLT PERNO	2	2			
43	92995-06100	WASHER, SPRING ARANDELA	2	2			
44	92995-06600	WASHER ARANDELA	2	2			
45	95303-06600	NUT TUERCA	2	2			
46	697-15762-00	SEAL, RUBBER 2 SELLO DE GOMA 2	1	1			
47	663-15771-00-94	STAY 1 SOPORTE 1	1	1			
48	97013-08030	BOLT PERNO	2	2			
49	92903-08100	WASHER, SPRING RONDANA SENCILLA	2	2			
50	697-15770-01	CABLE COMP., STARTER STOP CABLECOMPL DE SEGURO ARRANQUE	1	1			
51	663-15735-01	GUIDE, CAM GUIA DE LEVA	1	1			
52	90506-08M23	SPRING, TENSION RESORTE DE TENSION	1	1			
53	90508-12015	SPRING, TORSION RESORTE DE TORSION	1	1			
54	90149-05095	SCREW TORNILLO DE REGLAJE	1	1			

FIG. 6 STARTER

ARRANQUE

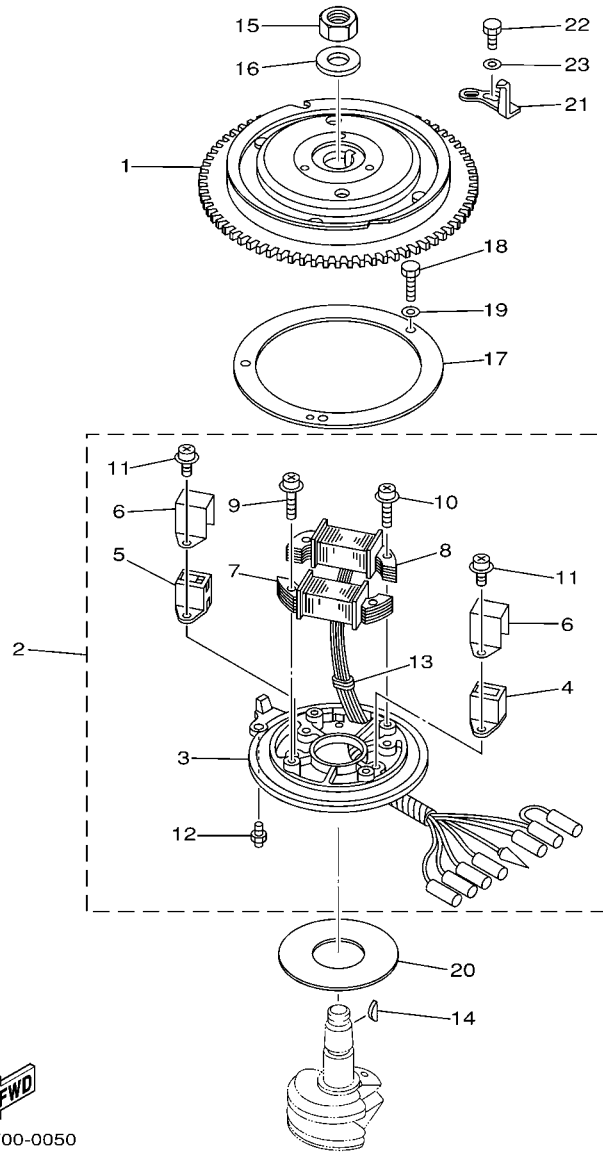


6963200-C060

\*1: CUT FROM 50M ROLLS, PART NO. 90890-44374, CUTTING LENGTH 2.3M

\*1: CORTE DE UN RODILLO DE 50M , PARTS NUMERO 90890-44374, LARGO DEL CORTE 2.3M

REF. NO.	PART NO. CODIGO N°	DESCRIPTION DESCRIPCION	E48C	E56C	55ED	55ET	REMARKS OBSERVACIONES
55	97095-06012	BOLT PERNO	2	2			
56	92995-06600	WASHER ARANDELA	2	2			
57	663-15794-00	STOPPER TOPE	1	1			
58	663-15736-00	RING, RETAINING 1 ANILLO DE RETEN	1	1			
59	92995-06200	WASHER ARANDELA	2	2			
60	91490-16012	PIN, COTTER CHAVETA	2	2			
61	663-15772-01	STAY 2 SOPORTE 2	1	1			
62	97013-08012	BOLT PERNO	1	1			
63	91702-06014	PIN, CLEVIS PASADOR DE ADRAZADERA	1	1			AP AP
64	90465-06M90	CLAMP BRIDA	1	1			
65	697-11119-00	HANGER, ENGINE SOPORTE DEL MOTOR	1	1			



6970700-0050

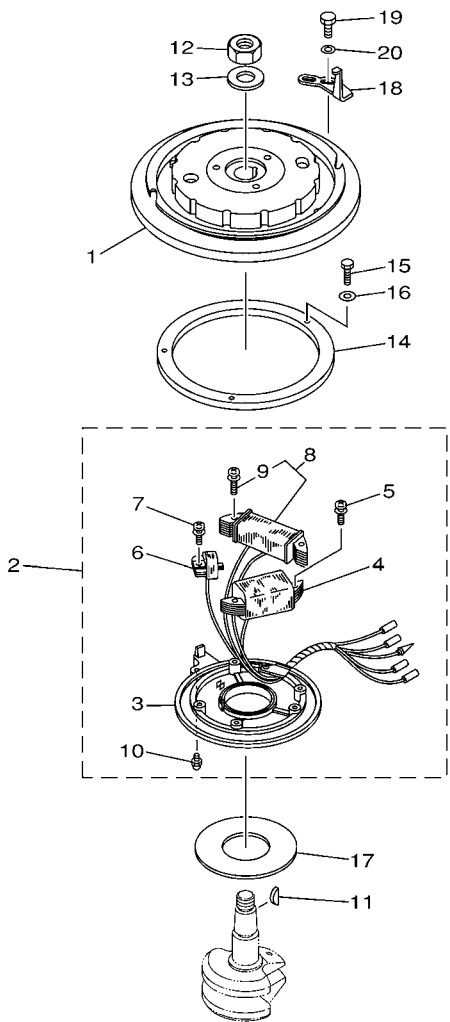
FIG. 7 GENERATOR 1

GENERADOR 1

REF. NO.	PART NO. CODIGO Nº	DESCRIPTION DESCRIPCION	E48C	E56C	55ED	55ET	REMARKS OBSERVACIONES
1	697-85550-00	ROTOR ASSY ROTOR COMPLETO			1	1	
2	697-85560-01	BASE ASSY CONJUNTO BASE			1	1	
3	697-85561-00	.BASE, MAGNETO .BASE DE MAGNETO			1	1	
4	697-85580-00	.COIL, PULSER .BOBINA DE PULSACION			1	1	
5	697-85580-10	.COIL, PULSER .BOBINA DE PULSACION			1	1	
6	6F0-85599-A0	.COVER .CUBIERTA			2	2	
7	697-85520-02	.COIL, CHARGE .BOBINA DE CARGA			1	1	
8	697-85533-00	.COIL, LIGHTING .BOBINA DE LUZ			1	1	
9	97602-05130	.SCREW, PAN HEAD WITH WASHER .TORNILLO CON RONDONA			2	2	
10	97602-05132	.SCREW, PAN HEAD WITH WASHER .TORNILLO CON RONDONA			2	2	
11	97602-05114	.SCREW, PAN HEAD WITH WASHER .TORNILLO CON RONDONA			4	4	
12	663-85518-00	.JOINT, BALL .CONECTOR			1	1	
13	90480-06158	.GROMMET .TAPON			1	1	
14	90280-05015	KEY, WOODRUFF CUNA WOODRUFF			1	1	
15	90170-20137	NUT TUERCA			1	1	
16	90201-21M18	WASHER, PLATE ARANDELA PLANA			1	1	
17	663-41612-00	RETAINER, MAGNETO BASE RETENEDOR BASE MAGNETO			1	1	
18	97013-06020	BOLT PERNO			3	3	
19	92903-06600	WASHER, PLATE RONDANA SENCILLA			3	3	
20	663-41619-00	WASHER, MAGNETO ARANDELA DE MAGNETO			1	1	
21	697-81332-00	PLATE, TIMING PLACA REGULADOR DE TIEMPO			1	1	
22	97095-06016	BOLT PERNO			1	1	
23	92995-06600	WASHER ARANDELA			1	1	

FIG. 8 GENERATOR 2

GENERADOR 2

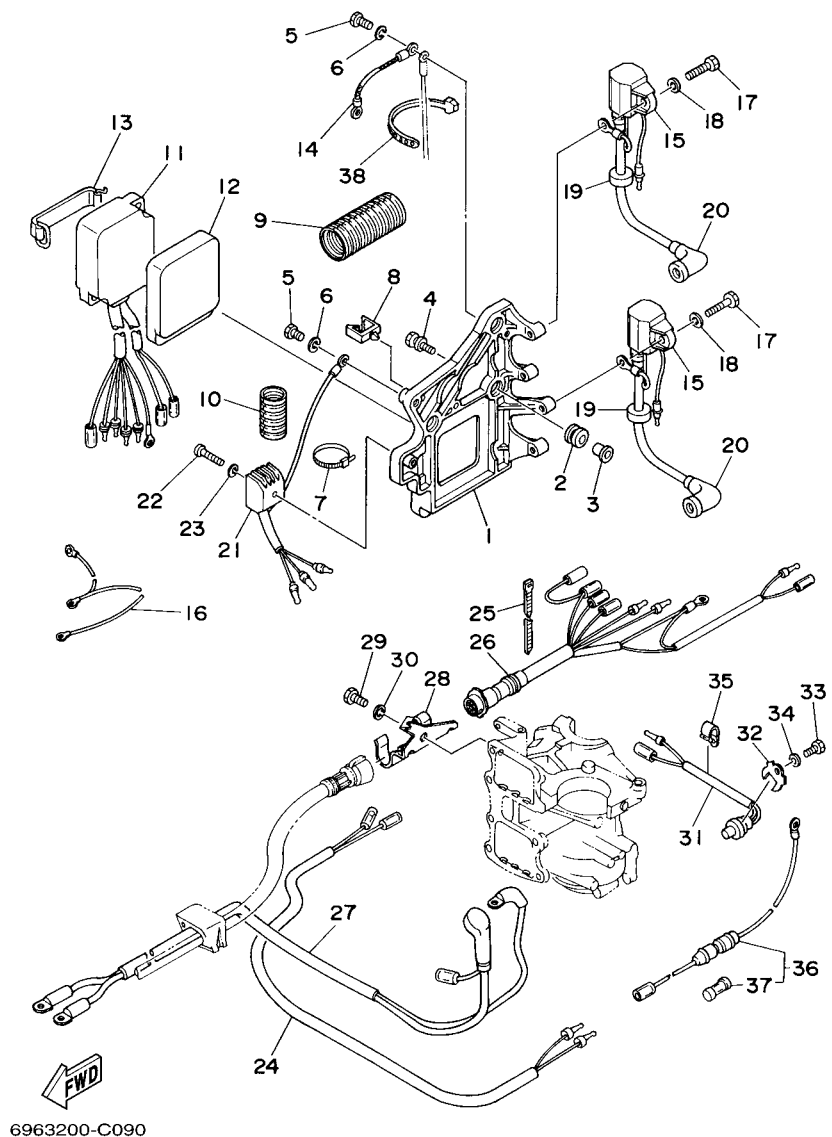


6960100-0070

REF. NO.	PART NO. CODIGO Nº	DESCRIPTION DESCRIPCION	E48C	E56C	55ED	55ET	REMARKS OBSERVACIONES
1	696-85550-F1	ROTOR ASSY ROTOR COMPLETO	1	1			
2	696-85560-F0	BASE ASSY CONJUNTO BASE	1	1			
3	696-85561-F0	.BASE, MAGNETO .BASE DE MAGNETO	1	1			
4	6E7-85520-70	.COIL, CHARGE .BOBINA DE CARGA	1	1			
5	90159-05039	.SCREW, WITH WASHER .TORNILLO CON VALONA	2	2			
6	6E7-85580-70	.COIL, PULSER .BOBINA DE PULSACION	1	1			
7	90159-05038	.SCREW, WITH WASHER .TORNILLO CON VALONA	1	1			
8	696-81303-F0	.LIGHTING COIL ASSY .BOBINA DE ILUMINACION COMPL.	1	1			
9	90159-05040	..SCREW, WITH WASHER ..TORNILLO CON VALONA	2	2			
10	663-85518-00	.JOINT, BALL .CONECTOR	1	1			
11	90280-05015	KEY, WOODRUFF CUNA WOODRUFF	1	1			
12	90170-20137	NUT TUERCA	1	1			
13	90201-21M18	WASHER, PLATE ARANDELA PLANA	1	1			
14	663-41612-00	RETAINER, MAGNETO BASE RETENEDOR BASE MAGNETO	1	1			
15	97013-06020	BOLT PERNO	3	3			
16	92903-06600	WASHER, PLATE RONDANA SENCILLA	3	3			
17	663-41619-00	WASHER, MAGNETO ARANDELA DE MAGNETO	1	1			
18	663-81332-01	PLATE, TIMING PLACA REGULADOR DE TIEMPO	1	1			
19	97095-06016	BOLT PERNO	1	1			
20	92995-06600	WASHER ARANDELA	1	1			

FIG. 9 ELECTRICAL 1

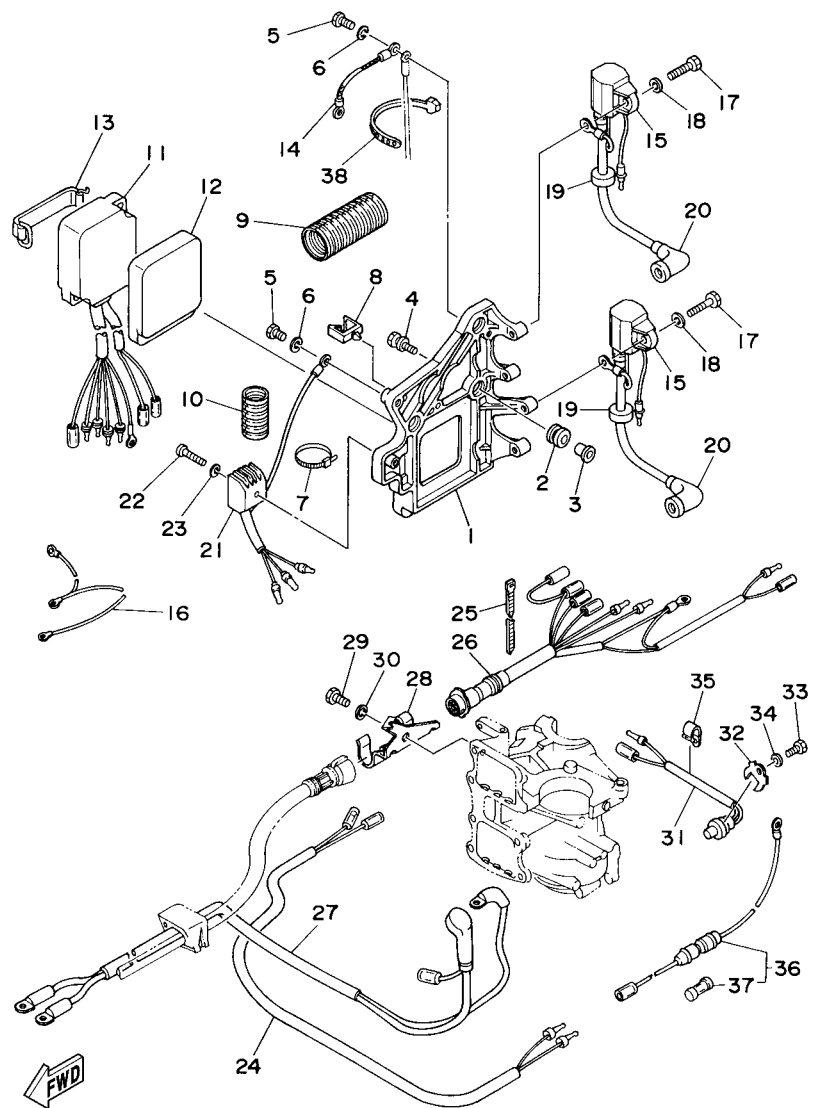
EQUIPO ELECTRICO 1



REF. NO.	PART NO. CODIGO Nº	DESCRIPTION DESCRIPCION	E48C	E55C	55ED	55ET	REMARKS OBSERVACIONES
1	663-85542-01-94	BRACKET SOPORTE			1	1	
2	6A0-82317-00	DAMPER, IGNITION COIL AMORTIGUADOR BOBINA ENCENDIDO			3	3	
3	90387-06119	COLLAR ESPACIADOR			3	3	
4	90119-06M59	BOLT, WITH WASHER TORNILLO CON ARANDELA			3	3	
5	97095-06012	BOLT PERNO			2	2	
6	92995-06100	WASHER, SPRING ARANDELA			2	2	
7	90465-13M11	CLAMP BRIDA			1	1	
8	90464-07M10	CLAMP BRIDA			1	1	
9	6G5-83557-00	TUBE ENCHUFE DE ACEITE			1	1	
10	697-83557-00	TUBE ENCHUFE DE ACEITE			1	1	
11	697-85540-00	C.D.I. UNIT ASSY UNIDAD C.D.I. COMPLETA			1	1	
12	697-85547-00	DAMPER AMORTIGUADOR			1	1	
13	663-82131-01	BAND, BATTERY TIRANTE DE BATERIA			1	1	
14	662-82519-00	WIRE, EARTH LEAD CABLE CONDUCTOR A TIERRA			1	1	
15	697-85570-00	IGNITION COIL ASSY BOBINA DE IGNICION COMPLETO			2	2	
16	697-82519-00	WIRE, EARTH LEAD CABLE CONDUCTOR A TIERRA			1	1	
17	97095-06020	BOLT PERNO			2	2	
18	92995-06600	WASHER ARANDELA			2	2	
19	90480-25161	GROMMET TAPON			2	2	
20	663-82370-01	PLUG CAP ASSY TAPON DE BUJIA COMPLT			2	2	
21	664-81970-61	RECTIFIER ASSY RECTIFICADOR COMPLETO			1	1	
22	97880-05030	SCREW, PAN HEAD TORNILLO DE CABEZA CON PLANA			1	1	
23	92990-05100	WASHER, SPRING ARANDELA PLANA			1	1	
24	697-81971-01	WIRE, LEAD CABLE CONDUCTOR			1		
	697-81971-11	WIRE, LEAD CABLE CONDUCTOR				1	
25	90465-13M11	CLAMP BRIDA			2	2	
26	697-82590-12	WIRE HARNESS ASSY (7P) CONJUNTO DE CABLES (7P)			1		

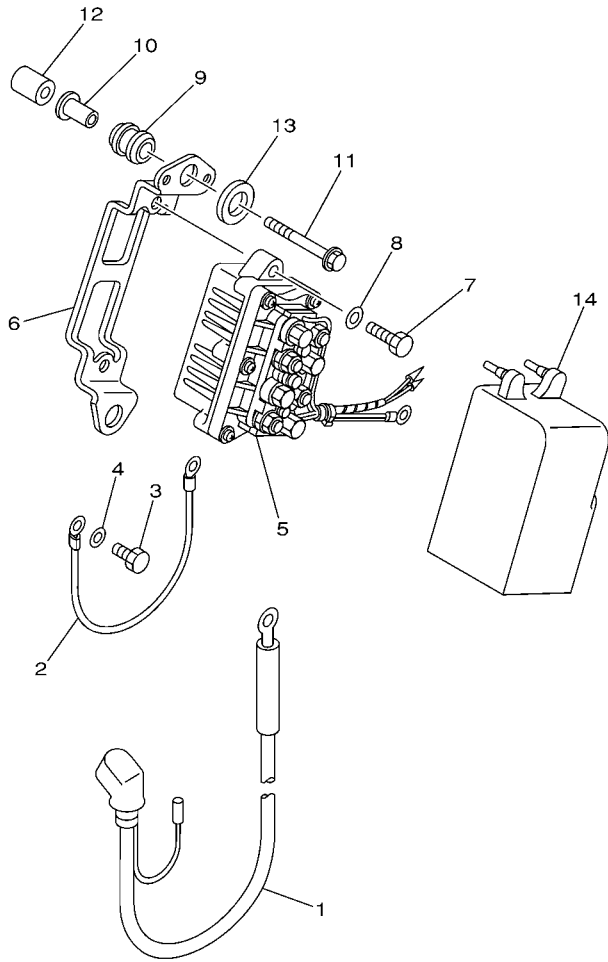
FIG. 9 ELECTRICAL 1

EQUIPO ELECTRICO 1



6963200-C090

REF. NO.	PART NO. CODIGO Nº	DESCRIPTION DESCRIPCION	E48C	E56C	55ED	55ET	REMARKS OBSERVACIONES
26	697-82590-21	WIRE HARNESS ASSY (10P) CONJUNTO DE CABLES (10P)				1	
27	697-82105-12	WIRE HARNESS ARNES DE CABLES			1		
	697-82105-20	WIRE HARNESS ARNES DE CABLES				1	
28	697-82594-00	CLAMP GRAMPA			1	1	
29	97095-08016	BOLT PERNO			1	1	
30	92995-08600	WASHER ARANDELA			1	1	
31	688-82560-00	THERMO SWITCH ASSY INTER. DE TERMO			1	1	
32	663-82588-00	PLATE PLACA			1	1	
33	97013-06010	BOLT PERNO			1	1	
34	92903-06100	WASHER, SPRING RONDANA SENCILLA			1	1	
35	90465-06M86	CLAMP BRIDA			1	1	
36	682-82150-10	FUSE HOLDER ASSY PORTA-FUSIBLES COMPLETO			1	1	
37	663-82151-00	.FUSE (12V-20A) .FUSIBLE (12V-20A)			1	1	
38	90465-13M39	CLAMP BRIDA			1	1	



6970700-0070

FIG. 10 ELECTRICAL 2

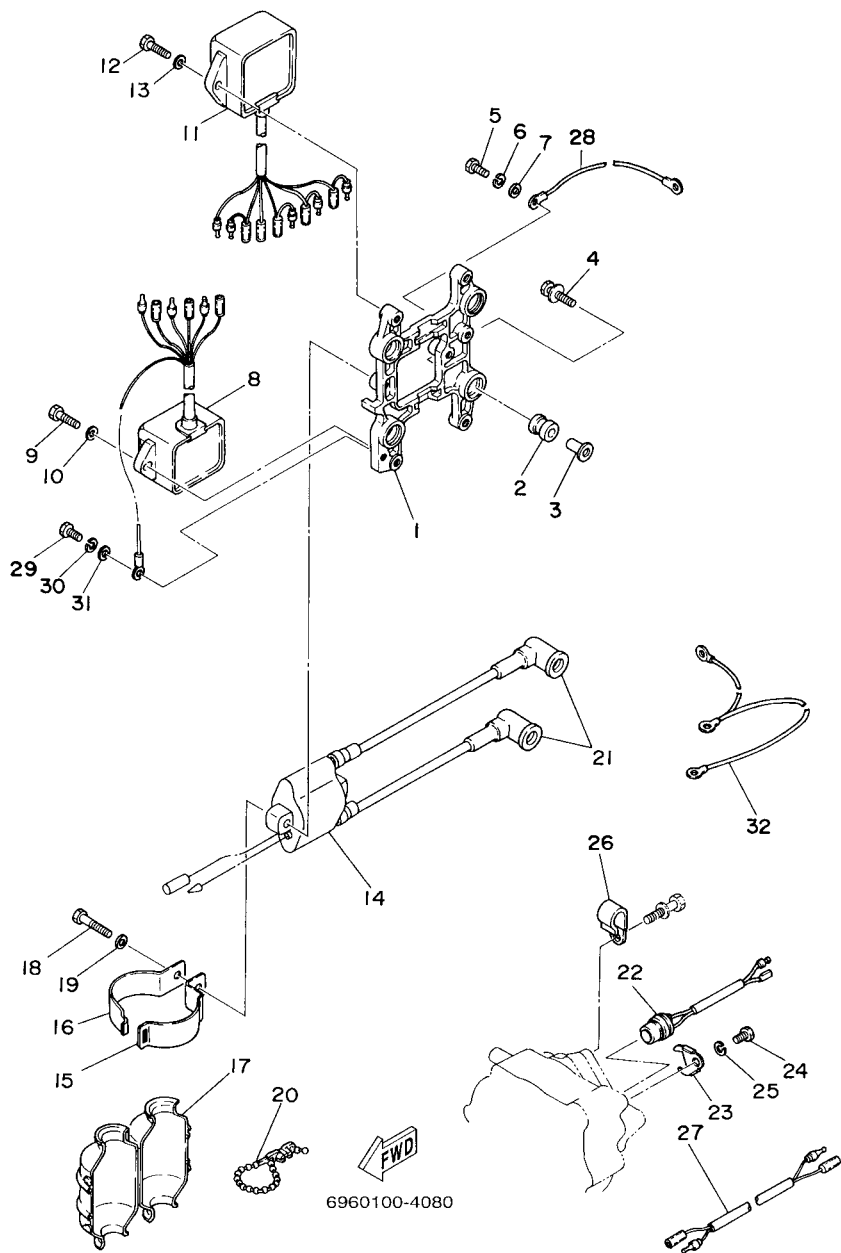
EQUIPO ELECTRICO 2

REF. NO.	PART NO. CODIGO Nº	DESCRIPTION DESCRIPCION	E48C	E56C	55ED	55ET	REMARKS OBSERVACIONES
1	697-82117-00	WIRE, LEAD CABLE CONDUCTOR				1	
2	61A-81949-00	WIRE, LEAD CABLE CONDUCTOR				1	
3	97013-06012	BOLT PERNO				1	
4	92903-06600	WASHER, PLATE RONDANA SENCILLA				1	
5	697-81950-00	RELAY ASSY RELE COMPLETO				1	
6	697-81945-00	PLATE, SWITCH FITTING PLACA ACCESORIA DE INTERRUPT.				1	
7	97095-06020	BOLT PERNO				2	
8	92995-06600	WASHER ARANDELA				2	
9	6A0-82317-00	DAMPER, IGNITION COIL AMORTIGUADOR BOBINA ENCENDIDO				2	
10	90387-06119	COLLAR ESPACIADOR				2	
11	95895-06045	BOLT, FLANGE TORNILLO DE REBORDE				2	
12	90387-06M38	COLLAR ESPACIADOR				2	
13	90201-12M16	WASHER, PLATE ARANDELA PLANA				2	
14	697-82154-00	CASE CAJA				1	



FIG. 11 ELECTRICAL 3

EQUIPO ELECTRICO 3

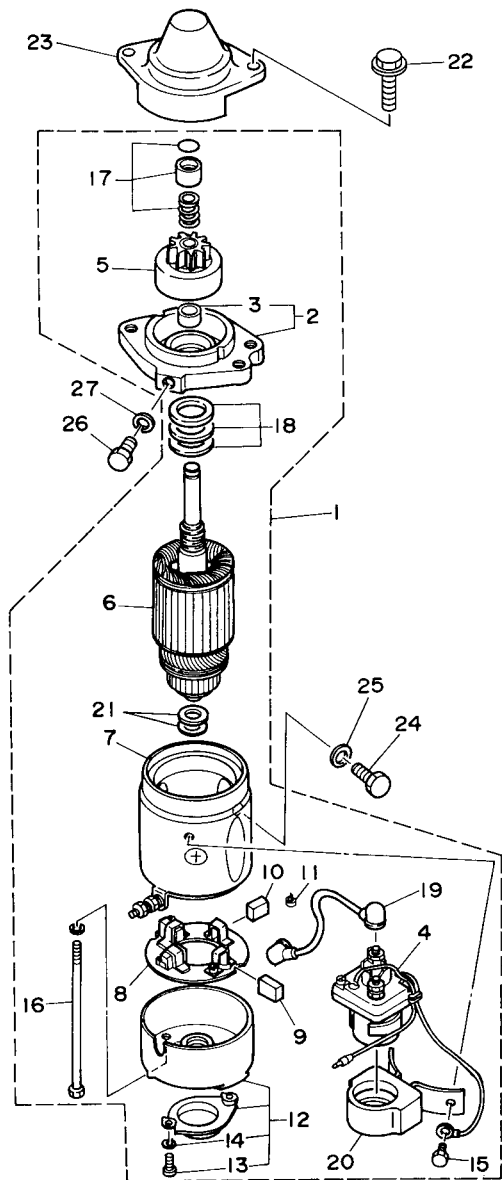


REF. NO.	PART NO. CODIGO Nº	DESCRIPTION DESCRIPCION	E48C	E56C	55ED	55ET	REMARKS OBSERVACIONES
1	696-85542-00-94	BRACKET SOPORTE	1	1			
2	6A0-82317-00	DAMPER, IGNITION COIL AMORTIGUADOR BOBINA ENCENDIDO	4	4			
3	90387-06119	COLLAR ESPACIADOR	4	4			
4	90119-06M59	BOLT, WITH WASHER TORNILLO CON ARANDELA	4	4			
5	97013-06012	BOLT PERNO	1	1			
6	92903-06100	WASHER, SPRING RONDANA SENCILLA	1	1			
7	92903-06600	WASHER, PLATE RONDANA SENCILLA	1	1			
8	696-85540-12	C.D.I. UNIT ASSY UNIDAD C.D.I. COMPLETA	1	1			
9	97013-06020	BOLT PERNO	2	2			
10	92903-06600	WASHER, PLATE RONDANA SENCILLA	2	2			
11	696-85590-10	CONTROL UNIT ASSY UNIDAD DE CONTROL COMPLETA	1	1			
12	97013-06020	BOLT PERNO	2	2			
13	92903-06600	WASHER, PLATE RONDANA SENCILLA	2	2			
14	696-85570-11	IGNITION COIL ASSY BOBINA DE IGNICION COMPLETO	1	1			
15	696-81443-00	CLAMP, LEAD 1 GRAMPA DE CABLE 1	1	1			
16	696-81444-00	CLAMP, LEAD 2 GRAMPA DE CABLE 2	1	1			
17	696-81916-00	COVER, TERMINAL CUBIERTA DE TERMINAL	1	1			
18	97095-06030	BOLT PERNO	2	2			
19	92995-06600	WASHER ARANDELA	2	2			
20	90464-20M04	CLAMP BRIDA	1	1			
21	663-82370-01	PLUG CAP ASSY TAPON DE BUJIA COMPLT	2	2			
	6G1-82370-21	PLUG CAP ASSY TAPON DE BUJIA COMPLT	2				FOR CAR FOR CAR
22	688-82560-00	THERMO SWITCH ASSY INTER. DE TERMO	1	1			
23	663-82588-00	PLATE PLACA	1	1			
24	97013-06010	BOLT PERNO	1	1			
25	92903-06100	WASHER, SPRING RONDANA SENCILLA	1	1			
26	90465-06M86	CLAMP BRIDA	1	1			



FIG. 12 STARTING MOTOR

MOTOR DE ARRANQUE

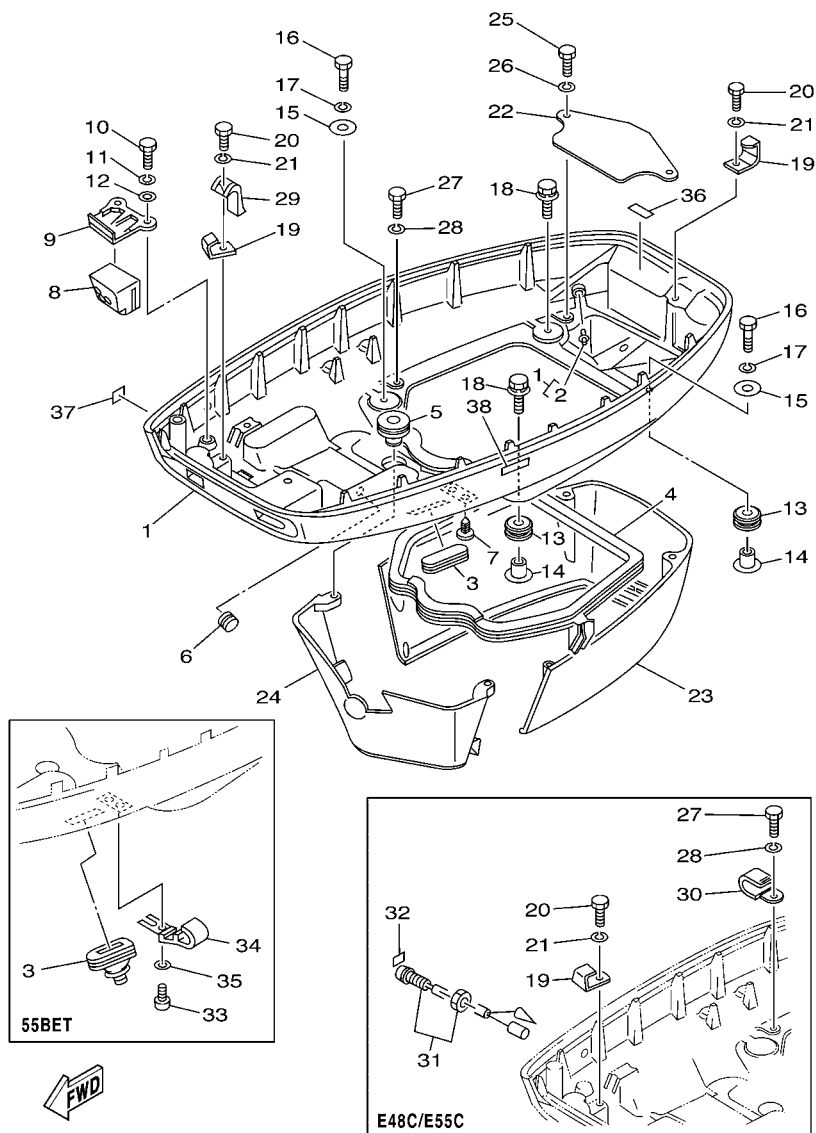


6965200-E120

REF. NO.	PART NO. CODIGO Nº	DESCRIPTION DESCRIPCION	E48C	E56C	55ED	55ET	REMARKS OBSERVACIONES
1	697-81800-13	STARTING MOTOR ASSY MOTOR DE ARRANQUE COMPLETO			1	1	
2	676-81830-10	.FRONT BRACKET ASSY .SOPORTE DELANTERO COMPLETO			1	1	
3	688-81831-00	..METAL, FRONT ..METAL, DELANTERO			1	1	
4	682-81941-11	.STARTER RELAY ASSY .RELE DE ARRANQUE			1	1	
5	663-81832-12	.PINION ASSY ..PINON COMPL.			1	1	
6	676-81850-12	.ARMATURE ASSY ..INDUCIDO COMPLETO			1	1	
7	663-81810-11	.STATOR ASSY ..ESTATOR COMPLETO			1	1	
8	663-81840-11	.BRUSH HOLDER ASSY ..SOSTEN DE ESCOBILLA COMPLETO			1	1	
9	663-81811-11	.BRUSH 1 ..ESCOBILLA 1			2	2	
10	663-81812-11	.BRUSH 2 ..ESCOBILLA 2			2	2	
11	663-81813-10	.SPRING, BRUSH ..RESORTE DE ESCOBILLA			4	4	
12	663-81820-12	.REAR BRACKET ASSY ..CUBIERTA TRASERA COMPL			1	1	
13	98503-04012	..SCREW, PAN HEAD ..TORNILLO DE CABEZA DE CONO ACH			2	2	
14	92901-04100	..WASHER, SPRING ..ARANDELA PLANA			2	2	
15	97313-06010	.BOLT ..TORNILLO DE HEXAGONAL			2	2	
16	663-81826-10	.BOLT ..PERNO			2	2	
17	697-81857-12	.PINION STOPPER SET ..JUEGO TAPON PINON			1	1	
18	697-81809-10	.WASHER KIT ..JUEGO DE ARANDELA			1	1	
19	697-81815-10	.CORD, STARTER MOTOR ..CABLE, MOTOR DE ARRANQUE			1	1	
20	697-81952-10	.HOLDER, RELAY ..SOSTEN DE RELE			1	1	
21	688-81824-00	.WASHER 2 ..ARANDELA 2			2	2	
22	97513-08640	BOLT, WITH WASHER PERNO CON ARANDELA			2	2	
23	663-81842-01-94	COVER TAPA			1	1	
24	97013-08025	BOLT PERNO			1	1	
25	92903-08100	WASHER, SPRING RONDANA SENCILLA			1	1	
26	97013-08016	BOLT PERNO			1	1	
27	92903-08100	WASHER, SPRING RONDANA SENCILLA			1	1	

FIG. 13 BOTTOM COWLING

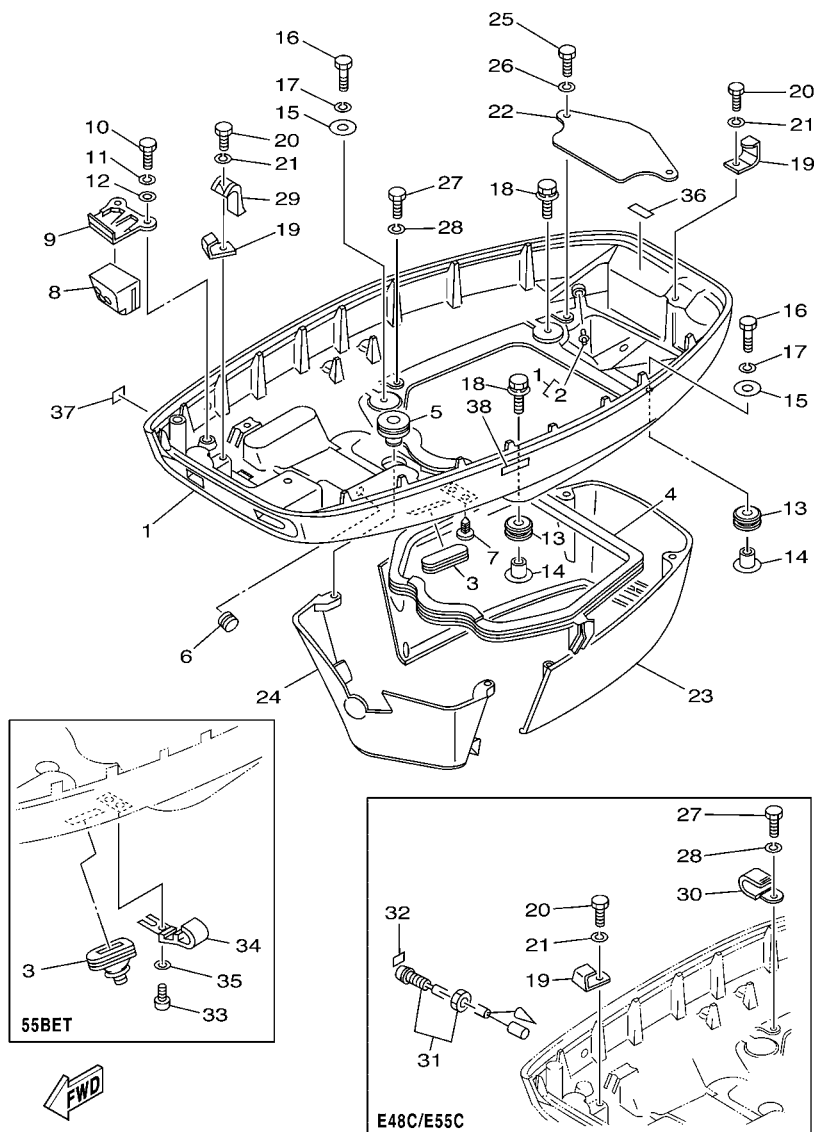
CUBIERTA INFERIOR



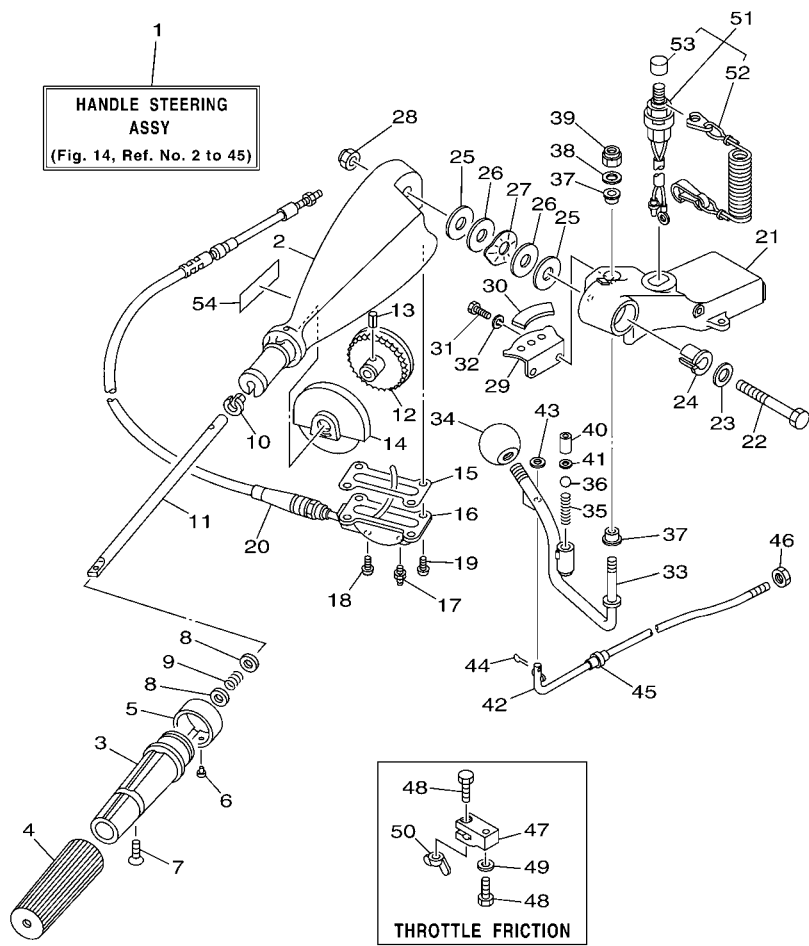
REF. NO.	PART NO. CODIGO Nº	DESCRIPTION DESCRIPCION	E48C	E55C	55ED	55ET	REMARKS OBSERVACIONES
1	697-42711-02-4D	COWLING, BOTTOM 1 CUBIERTA INFERIOR 1			1	1	
	696-42711-03-4D	COWLING, BOTTOM 1 CUBIERTA INFERIOR 1	1	1			
2	663-24376-00	.PIPE, JOINT 1 .TUBO DE UNION 1	1	1	1	1	
3	688-42726-10	GROMMET TAPON				1	
	6H4-42726-00	GROMMET TAPON	1	1	1		
4	663-42716-01	RUBBER, SEAL 1 SELLO DE GOMA 1	1	1	1	1	
5	663-42724-00	GROMMET TAPON	1	1	1	1	
6	90480-12004	GROMMET TAPON	1	1	1	1	
7	90338-05M03	PLUG TAPON	1	1	1		
8	663-42725-01	GROMMET TAPON				1	1
	663-42725-11	GROMMET TAPON	1	1			
9	663-42738-03-94	PLATE, FITTING PLACA DE AJUSTE	1	1	1	1	
10	97095-06016	BOLT PERNO	2	2	2	2	
11	92995-06100	WASHER, SPRING ARANDELA	2	2	2	2	
12	92995-06600	WASHER ARANDELA	2	2	2	2	
13	90480-09M12	GROMMET TAPON	4	4	4	4	
14	90387-06M03	COLLAR ESPACIADOR	4	4	4	4	
15	90201-06416	WASHER, PLATE ARANDELA PLANA	2	2	2	2	
16	97095-06030	BOLT PERNO	2	2	2	2	
17	92995-06100	WASHER, SPRING ARANDELA	2	2	2	2	
18	90119-06M08	BOLT, WITH WASHER TORNILLO CON ARANDELA	2	2	2	2	
19	663-42744-02	STAY SOPORTE	2	2	2	2	
20	97095-06014	BOLT PERNO	2	2	2	2	
21	92995-06100	WASHER, SPRING ARANDELA	2	2	2	2	
22	663-42723-01-94	COVER, BOTTOM CUBIERTA INFERIOR	1	1	1	1	
23	663-42741-01-4D	APRON MANDIL	1	1	1	1	
24	663-42771-02-4D	APRON MANDIL	1	1	1	1	

FIG. 13 BOTTOM COWLING

CUBIERTA INFERIOR



REF. NO.	PART NO. CODIGO Nº	DESCRIPTION DESCRIPCION	E48C	E55C	55ED	55ET	REMARKS OBSERVACIONES
25	97095-06020	BOLT PERNO	2	2	2	2	
26	92995-06100	WASHER, SPRING ARANDELA	2	2	2	2	
27	97095-06025	BOLT PERNO	2	2	2	2	
28	92995-06100	WASHER, SPRING ARANDELA	2	2	2	2	
29	663-82594-03	CLAMP GRAMPA			1	1	
30	90465-06M86	CLAMP BRIDA	1	1			
31	6E9-85411-00	OVERHEAT WARNING LAMP CALENTAR DEMASIADA DEL LAMPARA	1	1			
32	692-85415-00	MARK, SIGNAL LAMP MARCO DE FOCO DE SENAL	1	1			
33	90157-06M01	SCREW, PAN HEAD TORNILLO CABEZA CONICA PLANA				1	
34	6E5-24367-10	CLAMP, FUEL PIPE 2 GRAMPA DE TUBO DE COMBUST.2				1	
35	92990-06600	WASHER, PLATE ARANDELA PLANA				1	
36	6G5-42791-00	MARK 1 MARCA 1			1	1	
	664-42791-00	MARK 1 MARCA 1	1				
	663-42791-00	MARK 1 MARCA 1		1			
	664-42791-10	MARK 1 MARCA 1	1				FOR CAR,CHN
37	6A1-28176-00	LABEL, CAUTION ETIQUETA DE PRECAUCION	1				FOR CAR
38	6E3-8257H-00	PLATE, MARK PLACA DE MARCA	1				FOR CAR FOR CAR

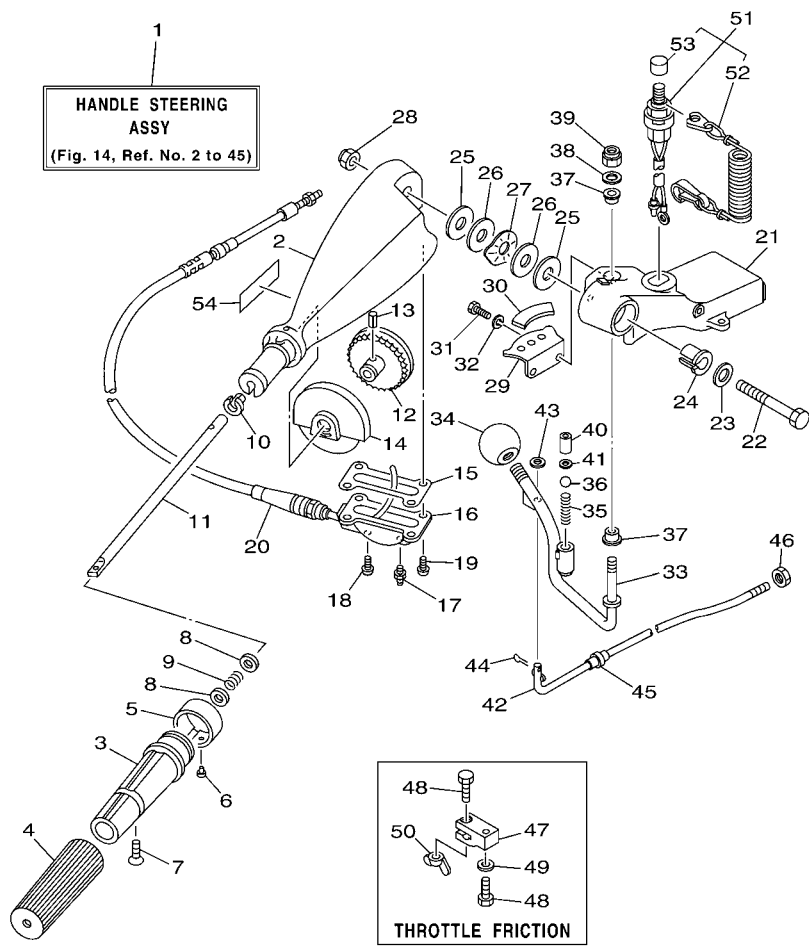


6966200-F140

FIG. 14 STEERING

DIRECCION

REF. NO.	PART NO. CODIGO Nº	DESCRIPTION DESCRIPCION	E48C	E56C	55ED	55ET	REMARKS OBSERVACIONES
1	697-W0084-00-4D	HANDLE STEERING ASSY CONJUNTO DE MANIJA	1	1			
2	663-42111-02-4D	HANDLE, STEERING MANIJA DE DIRECCION	1	1			
3	664-42119-00	GRIP, STEERING HANDLE MANGO, MANIJA DE DIRRECCION	1	1			
4	6F6-42177-A0	RUBBER, HANDLE HULE DE MANIJA	1	1			
5	697-42137-10	INDICATOR, THROTTLE INDICADOR ACELERADOR	1	1			
6	90269-02M09	RIVET REMACHE	1	1			
7	90149-05M13	SCREW TORNILLO DE REGLAJE	1	1			
8	90201-10M02	WASHER, PLATE ARANDELA PLANA	2	2			
9	90501-23215	SPRING, COMPRESSION RESORTE DE COMPRESION	1	1			
10	90386-08032	BUSH BUJE	1	1			
11	663-42115-00	SHAFT, STEERING HANDLE EJE MANIJA DE DIRECCION	1	1			
12	663-42138-00	LEVER, THROTTLE PLANCA DE ACELERACION	1	1			
13	90254-03003	PIN, SPRING PASADOR DE TIPO A RESORTE	1	1			
14	663-42135-01	HOUSING, THROTTLE LEVER CAJA PALANCA ACELERADOR	1	1			
15	663-42133-01	GASKET EMPAQUE	1	1			
16	663-42134-03-94	COVER, THROTTLE LEVER CUBIERTA PALANCA ACELERADOR	1	1			
17	93700-06M03	NIPPLE, GREASE BOQUILLA DE ENGRASAR	1	1			
18	97885-06008	SCREW, PAN HEAD TORNILLO A MUESCA	1	1			
19	97885-05012	SCREW, PAN HEAD TORNILLO A MUESCA	4	4			
20	692-26301-03	THROTTLE CABLE ASSY CABLE DE ACELERADOR COMPLETO	1	1			
21	697-42121-00-4D	BRACKET SOPORTE	1	1			
22	90101-12M06	BOLT TORNILLO	1	1			
23	92990-12200	WASHER, PLAIN ARANDELA PLANA	1	1			
24	90386-12089	BUSH BUJE	1	1			
25	90202-12092	WASHER, PLATE ARANDELA DE PLANA	2	2			
26	90201-12537	WASHER, PLATE ARANDELA PLANA	2	2			
27	90206-12054	WASHER, WAVE ARANDELA ONDULADA	1	1			

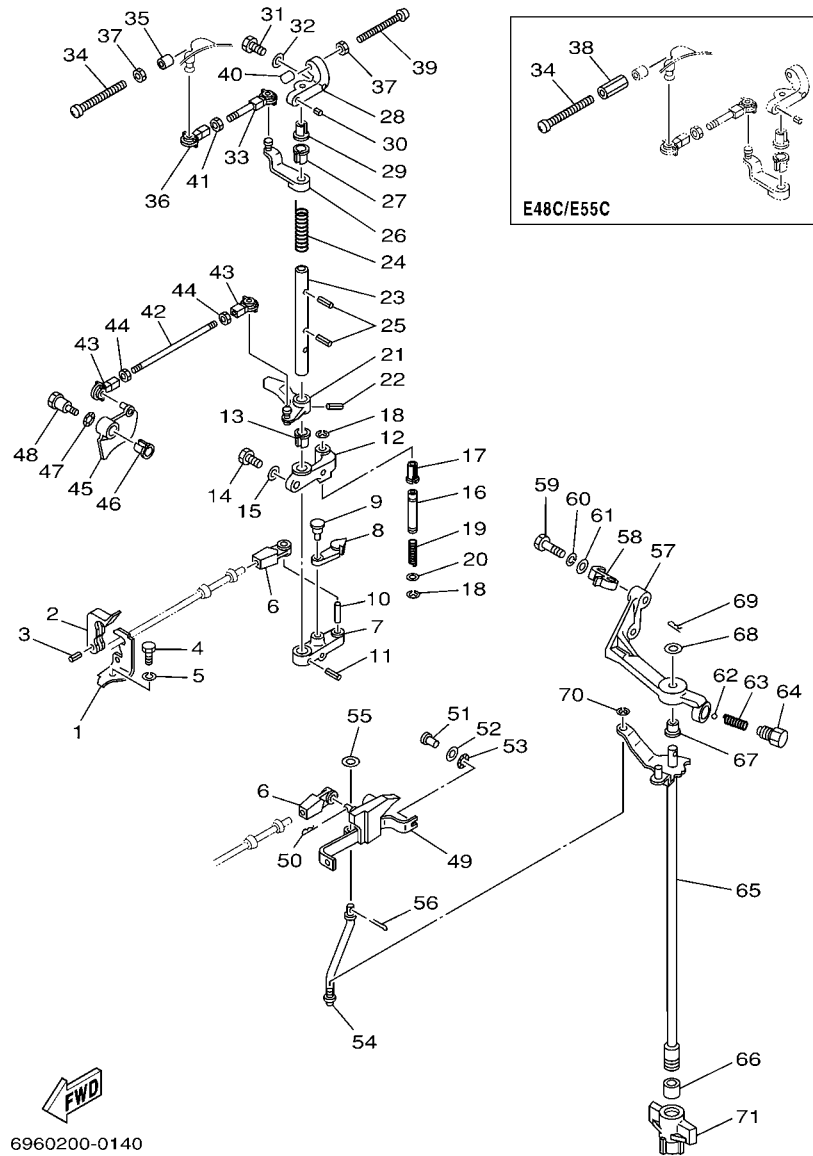


6966200-F140

FIG. 14 STEERING

DIRECCION

REF. NO.	PART NO. CODIGO Nº	DESCRIPTION DESCRIPCION	E48C	E56C	55ED	55ET	REMARKS OBSERVACIONES
28	90185-12058	NUT, SELF-LOCKING TUERCA AUTOBLOCANTE	1	1			
29	697-44113-00	CAM PLATE, HANDLE PLACA DE LA LEVA DEL MANGO	1	1			
30	6K5-44191-00	INDICATOR, SHIFT INDICADOR DE CAMBIOS	1	1			
31	97013-06016	BOLT PERNO	2	2			
32	92903-06100	WASHER, SPRING RONDANA SENCILLA	2	2			
33	697-44159-00	HANDLE, GEAR SHIFT MANIJA DE CAMBIO DE MARCHAS	1	1			
34	663-44173-00	LEVER, SHIFT CONTROL PALANCA CONTROL CAMBIOS	1	1			
35	90501-16M17	SPRING, COMPRESSION RESORTE DE COMPRESION	1	1			
36	93515-32M01	BALL ESFERA	1	1			
37	90386-10009	BUSH BUJE	2	2			
38	90201-10120	WASHER, PLATE ARANDELA PLANA	1	1			
39	90185-10051	NUT, SELF-LOCKING TUERCA AUTOBLOCANTE	1	1			
40	90387-12M30	COLLAR ESPACIADOR	1	1			
41	90201-12M34	WASHER, PLATE ARANDELA PLANA	1	1			
42	663-42164-00	ROD, MANUAL SHIFT VARILLA DE CAMBIOS MANUAL	1	1			
43	92990-06600	WASHER, PLATE ARANDELA PLANA	1	1			
44	91490-25012	PIN, COTTER CHAVETA	1	1			
45	90386-06088	BUSH BUJE	1	1			
46	700-48339-00	NUT, CABLE END TUERCA TERMINAL	1	1			
47	663-42126-01	FRICTION, STEERING HANDLE GRIP FRICCION DE MANGO DIRECCION	1	1			
48	90101-06M27	BOLT TORNILLO	2	2			
49	92990-06600	WASHER, PLATE ARANDELA PLANA	1	1			
50	90175-06003	NUT, WING TUERCA MARIPOSA	1	1			
51	6K5-82575-03	ENGINE STOP SWITCH ASSY INTERRUPTOR DE PARADA COMPL	1	1			
52	682-82556-00	.LANYARD, STOP SWITCH .RETENER	1	1			
53	689-8257Y-00	.CAP .CASQUILLO	1	1			
54	6E0-83627-41	LABEL, CAUTION 7 ETIQUETA DE PRECAUCION 7	1	1			



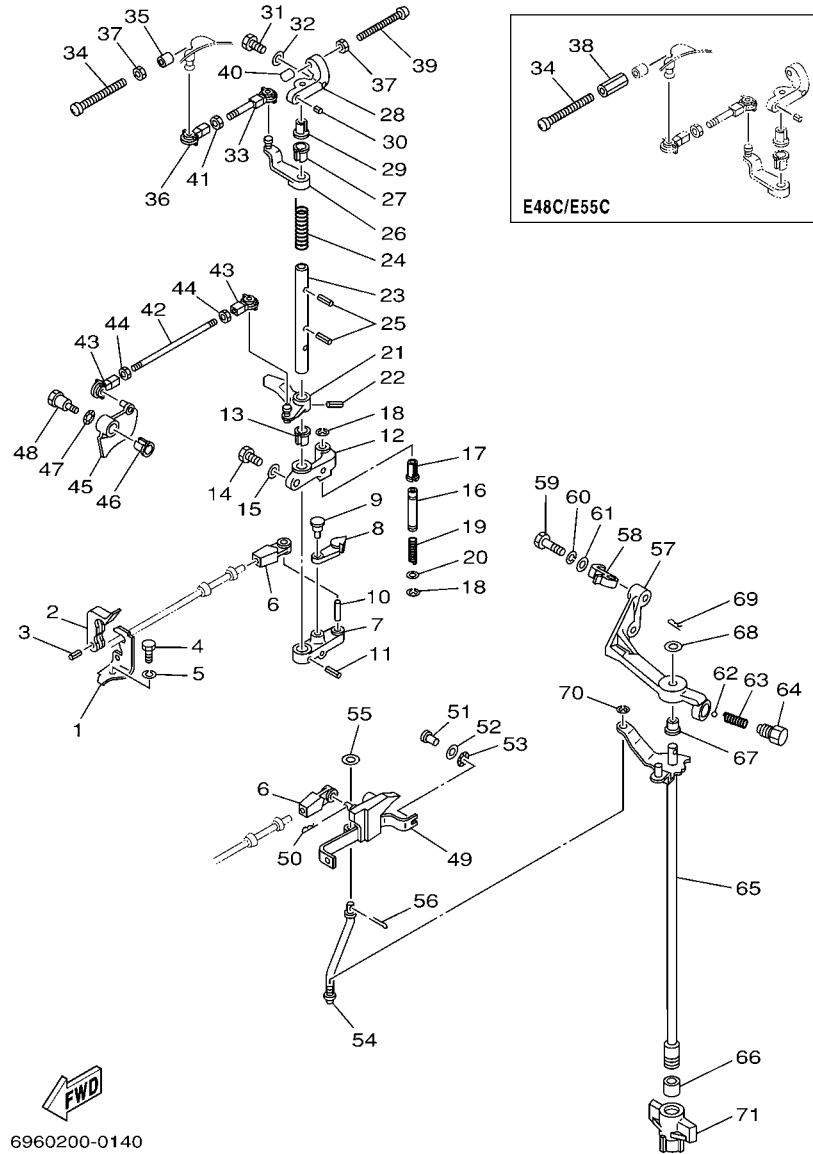
FWD  
6960200-0140

FIG. 15 CONTROL

CONTROL

REF. NO.	PART NO. CODIGO Nº	DESCRIPTION DESCRIPCION	E48C	E55C	55ED	55ET	REMARKS OBSERVACIONES
1	663-48531-00	BRACKET, REMOTE CONTROL SOPORTE DE CONTROL REMOTO	1	1	1	1	
2	663-48538-00	CLAMP, CABLE 1 GRAMPA DE CABLE	1	1	1	1	
3	91690-30012	PIN, SPRING PASADOR DE RESORTE	1	1	1	1	
4	97095-08016	BOLT PERNO	1	1	1	1	
5	92995-08100	WASHER ARANDELA	1	1	1	1	
6	663-48344-00	CABLE END, REMOTE CONTROL BASE CONTROL	2	2	2	2	
7	663-41632-00-94	LEVER, MAGNETO CONTROL PALANCA DE CONTROL DE MAGNETO	1	1	1	1	
8	663-41282-00	STOPPER, FREE ACCEL. LINK RETENEDOR, ESLABON ACELERADOR	1	1	1	1	
9	90249-05125	PIN PASADOR	1	1	1	1	
10	93607-23110	PIN, DOWEL PASADOR DE CLAVIJA	1	1	1	1	
11	91690-30018	PIN, SPRING PASADOR DE RESORTE	1	1	1	1	
12	663-41662-00-94	BRACKET 2 SOPORTE 2	1	1	1	1	
13	90386-10009	BUSH BUJE	1	1	1	1	
14	97095-06018	BOLT PERNO	2	2	2	2	
15	92995-06600	WASHER ARANDELA	2	2	2	2	
16	663-44114-00	STOPPER RETEN	1	1	1	1	
17	90386-06M39	BUSH BUJE	1	1	1	1	
18	99080-05600	CIRCLIP PRESILLA REDONDA	2	2	2	2	
19	90501-08232	SPRING, COMPRESSION RESORTE DE COMPRESION	1	1	1	1	
20	92903-06600	WASHER, PLATE RONDANA SENCILLA	1	1	1	1	
21	663-41633-00-94	LEVER, MAGNETO CONTROL PALANCA DE CONTROL DE MAGNETO	1	1	1	1	
22	91690-30018	PIN, SPRING PASADOR DE RESORTE	1	1	1	1	
23	663-41635-00	SHAFT, LINK CONNECTING EJE ESLABON CONECTOR	1	1	1	1	
24	90508-20169	SPRING, TORSION RESORTE DE TORSION	1	1	1	1	
25	91690-30018	PIN, SPRING PASADOR DE RESORTE	2	2	2	2	
26	663-41631-00-94	LEVER, MAGNETO CONTROL PALANCA DE CONTROL DE MAGNETO	1	1	1	1	
27	90386-10009	BUSH BUJE	1	1	1	1	



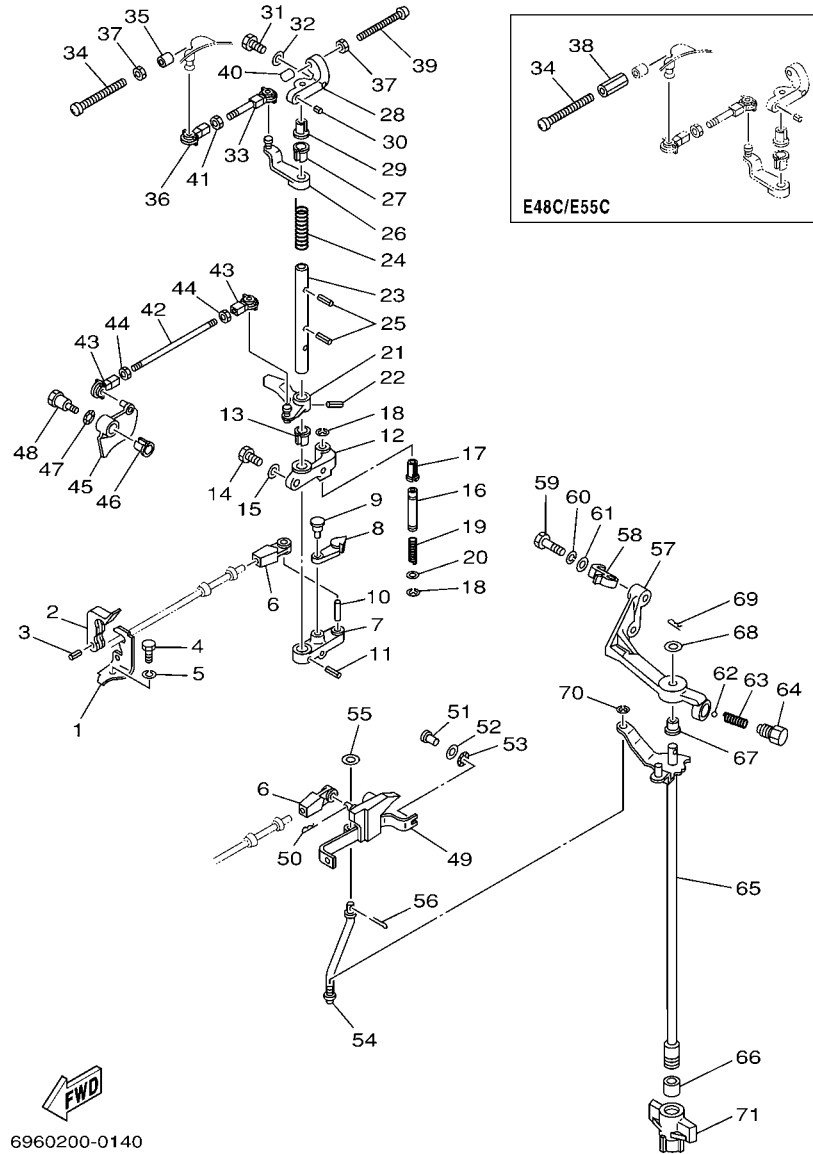


6960200-0140

FIG. 15 CONTROL

CONTROL

REF. NO.	PART NO. CODIGO Nº	DESCRIPTION DESCRIPCION	E48C	E55C	55ED	55ET	REMARKS OBSERVACIONES
28	663-41661-00-94	BRACKET 1 SOPORTE 1	1	1	1	1	
29	90386-10009	BUSH BUJE	1	1	1	1	
30	91690-40010	PIN, SPRING PASADOR DE RESORTE	1	1	1	1	
31	97095-06018	BOLT PERNO	1	1	1	1	
32	92995-06600	WASHER ARANDELA	1	1	1	1	
33	688-41636-00	ROD, MAGNETO CONTROL VARILLA DE CONTROL MAGNETO	1	1	1	1	
34	90157-06M11	SCREW, PAN HEAD TORNILLO CABEZA CONICA PLANA			1	1	
	90157-06M12	SCREW, PAN HEAD TORNILLO CABEZA CONICA PLANA	1	1			
35	688-44194-00	CAP TAPA	1	1	1	1	
36	662-41237-01	JOINT, LINK CONECTOR	1	1	1	1	
37	95380-06700	NUT TUERCA			2	2	
	90170-06017	NUT TUERCA	1	1			
38	95380-06700	NUT TUERCA	1	1			
39	90157-06M12	SCREW, PAN HEAD TORNILLO CABEZA CONICA PLANA	1	1	1	1	
40	663-44194-00	CAP TAPA	1	1	1	1	
41	95380-05600	NUT TUERCA	1	1	1	1	
42	697-41211-00	LINK, ACCEL. ESLABON, ACELERADOR		1	1	1	
	663-41211-00	LINK, ACCEL. ESLABON, ACELERADOR	1				
43	6H4-41237-00	JOINT, LINK CONECTOR		2	2	2	
	662-41237-01	JOINT, LINK CONECTOR	2				
44	95380-05600	NUT TUERCA		2	2	2	
	95380-05600	NUT TUERCA	1				
45	663-41213-01-94	CAM, ACCEL. LEVA ACELERADOR	1	1	1	1	
46	90386-10009	BUSH BUJE	1	1	1	1	
47	90206-10M04	WASHER, WAVE ARANDELA ONDULADA	1	1	1	1	
48	90109-06260	BOLT PERNO	1	1	1	1	
49	663-44117-01	BRACKET SOPORTE	1	1	1	1	



6960200-0140

FIG. 15 CONTROL

CONTROL

REF. NO.	PART NO. CODIGO Nº	DESCRIPTION DESCRIPCION	E48C	E55C	55ED	55ET	REMARKS OBSERVACIONES
50	90468-18008	CLIP PRESILLA	1	1	1	1	
51	90241-06M00	PIN PASADOR	1	1	1	1	
52	92903-06600	WASHER, PLATE RONDANA SENCILLA	1	1	1	1	
53	90206-06040	WASHER, WAVE ARANDELA ONDULADA	1	1	1	1	
54	663-44121-01	LEVER, SHIFT ROD PALANCA VARILLA CAMBIOS	1	1	1	1	
55	92903-06600	WASHER, PLATE RONDANA SENCILLA	1	1	1	1	
56	91490-16012	PIN. COTTER CHAVETA	1	1	1	1	
57	688-44118-01-94	BRACKET SOPORTE	1	1	1	1	
58	90462-05M02	CLAMP BRIDA			1	1	
59	97013-08030	BOLT PERNO	2	2	2	2	
60	92903-08100	WASHER, SPRING RONDANA SENCILLA	2	2	2	2	
61	92903-08600	WASHER, PLATE RONDANA SENCILLA	2	2	2	2	
62	93501-04M02	BALL BOLA	1	1	1	1	
63	90501-12082	SPRING, COMPRESSION RESORTE DE COMPRESION	1	1	1	1	
64	648-42715-00	BUSHING BUJE	1	1	1	1	
65	697-44120-02	HANDLE GEAR SHIFT ASSY MANIJA DE CAMBIO COMPL			1		S(15.5")
	696-44120-02	HANDLE GEAR SHIFT ASSY MANIJA DE CAMBIO COMPL	1	1			S(15.5")
	697-44120-12	HANDLE GEAR SHIFT ASSY MANIJA DE CAMBIO COMPL			1	1	S(17.5")
	696-44120-12	HANDLE GEAR SHIFT ASSY MANIJA DE CAMBIO COMPL	1	1			L(20.3")
	696-44120-12	HANDLE GEAR SHIFT ASSY MANIJA DE CAMBIO COMPL	1	1			L(20.3")
66	696-44147-00	BOOT, SHIFT ROD HULE DE VARILLA	1	1	1	1	L(22.3")
67	90386-08006	BUSH BUJE	1	1	1	1	
68	92990-08200	WASHER, PLAIN ARANDELA PLANA	1	1	1	1	
69	90468-18008	CLIP PRESILLA	1	1	1	1	
70	99080-05600	CIRCLIP PRESILLA REDONDA	1	1	1	1	
71	697-43662-00	GUIDE, REVERSE ROD GUIA DE LA VARILLA DE REVERSE			1	1	
	696-43662-00	GUIDE, REVERSE ROD GUIA DE LA VARILLA DE REVERSE	1	1			

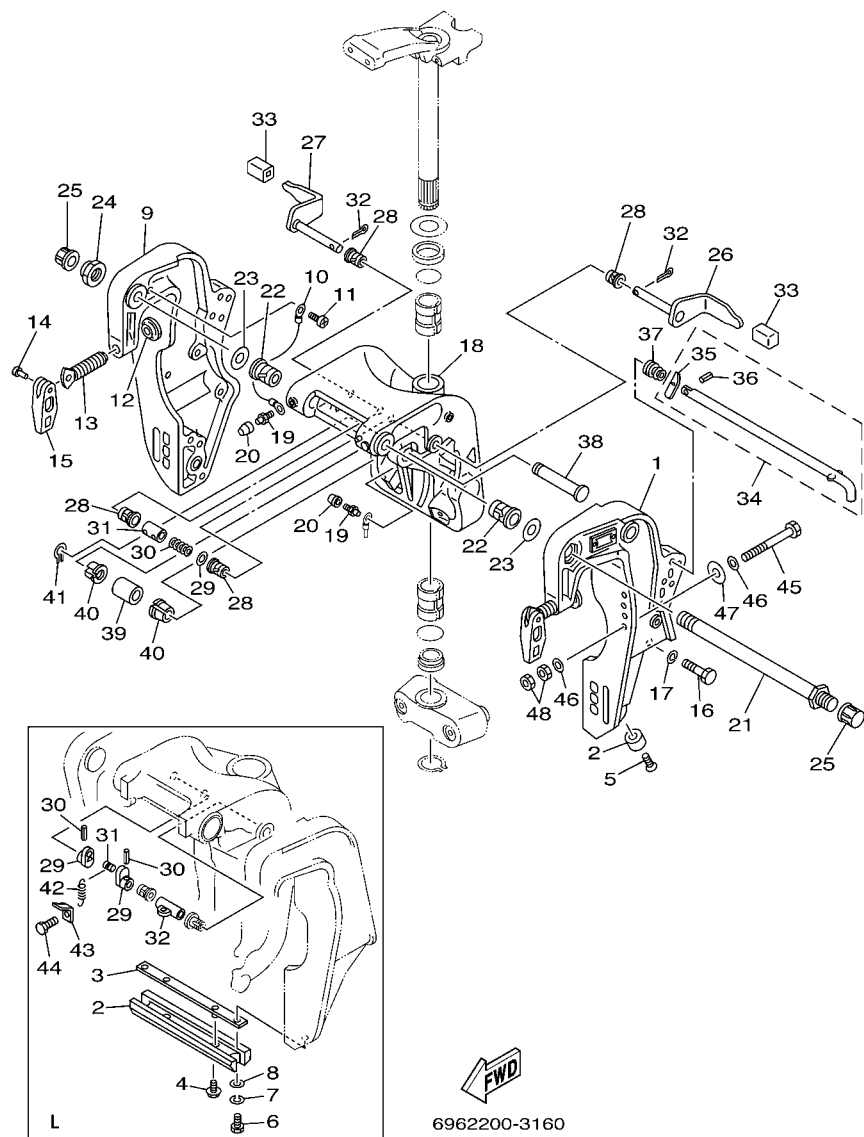


FIG. 16 BRACKET 1

SOPORTE 1

REF. NO.	PART NO. CODIGO Nº	DESCRIPTION DESCRIPCION	E48C	E56C	S5ED	S5ET	REMARKS OBSERVACIONES
1	697-43111-05-4D	BRACKET, CLAMP 1 SOPORTE DE LA ABRAZADERA 1			1		S(15.5") S(15.5")
	688-43111-13-4D	BRACKET, CLAMP 1 SOPORTE DE LA ABRAZADERA 1			1		L(20.3") L(20.3")
2	663-45251-00	ANODE CATODE			2		S(15.5") S(15.5")
	6H1-45251-03	ANODE CATODE			1		L(20.3") L(20.3")
3	6H1-44526-00	PLATE PLACA 1			1		L(20.3") L(20.3")
4	90119-06M29	BOLT, WITH WASHER TORNILLO CON ARANDELA			2		L(20.3") L(20.3")
5	90152-06M01	SCREW, COUNTERSUNK TORNILLO EMBUTIDO			2		S(15.5") S(15.5")
6	97095-06016	BOLT PERNO			2		L(20.3") L(20.3")
7	92995-06100	WASHER, SPRING ARANDELA			2		L(20.3") L(20.3")
8	92995-06600	WASHER ARANDELA			2		L(20.3") L(20.3")
9	697-43112-03-4D	BRACKET, CLAMP 2 SOPORTE DE LA ABRAZADERA 2			1		S(15.5") S(15.5")
	688-43112-12-4D	BRACKET, CLAMP 2 SOPORTE DE LA ABRAZADERA 2			1		L(20.3") L(20.3")
10	6E5-82148-00	WIRE, LEAD 4 CABLE CONDUCTOR 4			1		
11	97880-06012	SCREW, PAN HEAD TORNILLO DE CABEZA CON PLANA			1		
12	648-43114-01	PAD, TRANSOM CLAMP ARANDELA DE ABRAZADERA			2		
13	663-43116-01	SCREW, TRANSOM CLAMP TORNILLO DE ABRAZADERA			2		
14	90243-04007	PIN PASADOR			2		
15	663-43118-01-4D	HANDLE, TRANSOM CLAMP MANIJA DE LA ABRAZADERA DEL ES			2		
16	97095-10045	BOLT PERNO			6		
17	92995-10100	WASHER ARANDELA			6		
18	697-43311-03-4D	BRACKET, SWIVEL 1 SOPORTE GIRATORIO 1			1		S(15.5") S(15.5")
	6H1-43311-02-4D	BRACKET, SWIVEL 1 SOPORTE GIRATORIO 1			1		L(20.3") L(20.3")
19	93700-06M03	NIPPLE, GREASE BOQUILLA DE ENGRASAR			3		
20	663-45119-00	CAP, GREASE NIPPLE TAPA DE GRASERA			3		AP AP
21	688-43131-03	BOLT, CLAMP BRACKET TORNILLO DE ABRAZADERA DEL SOP			1		
22	90386-22M15	BUSH BUJE			2		
23	90201-22M67	WASHER, PLATE ARANDELA PLANA			2		

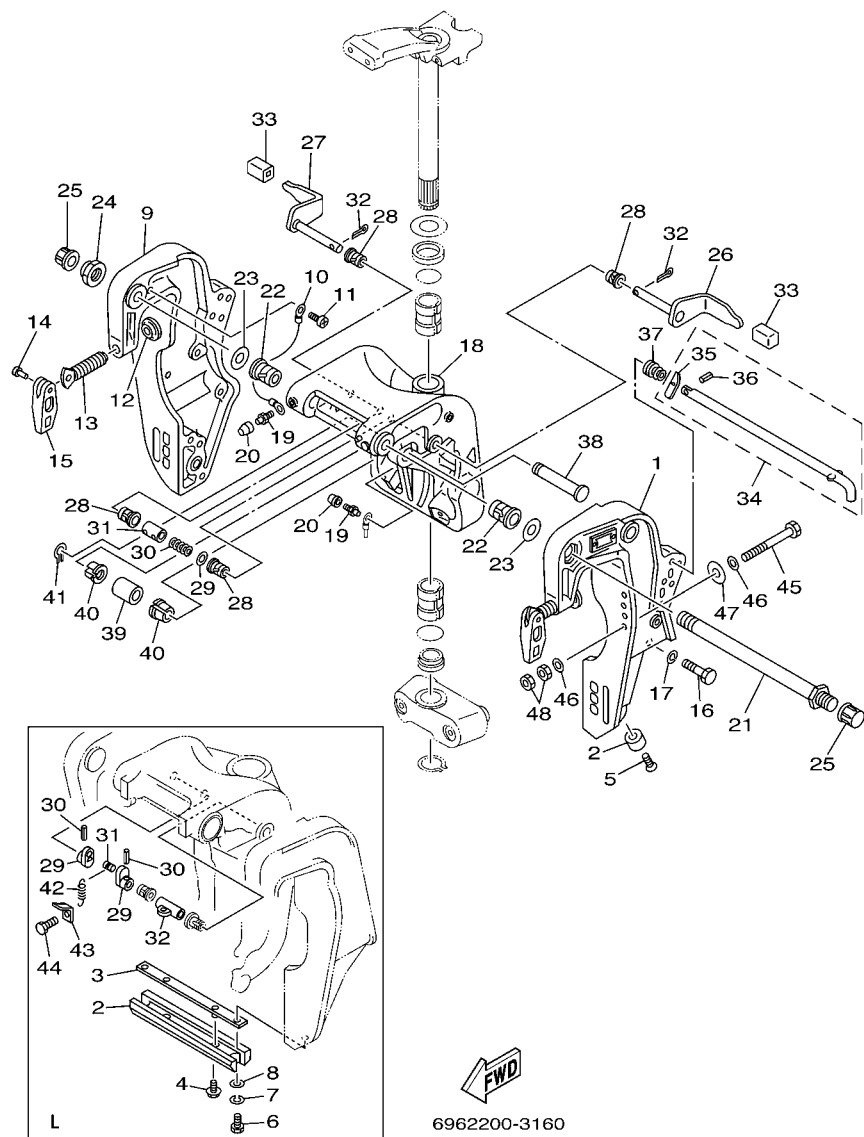


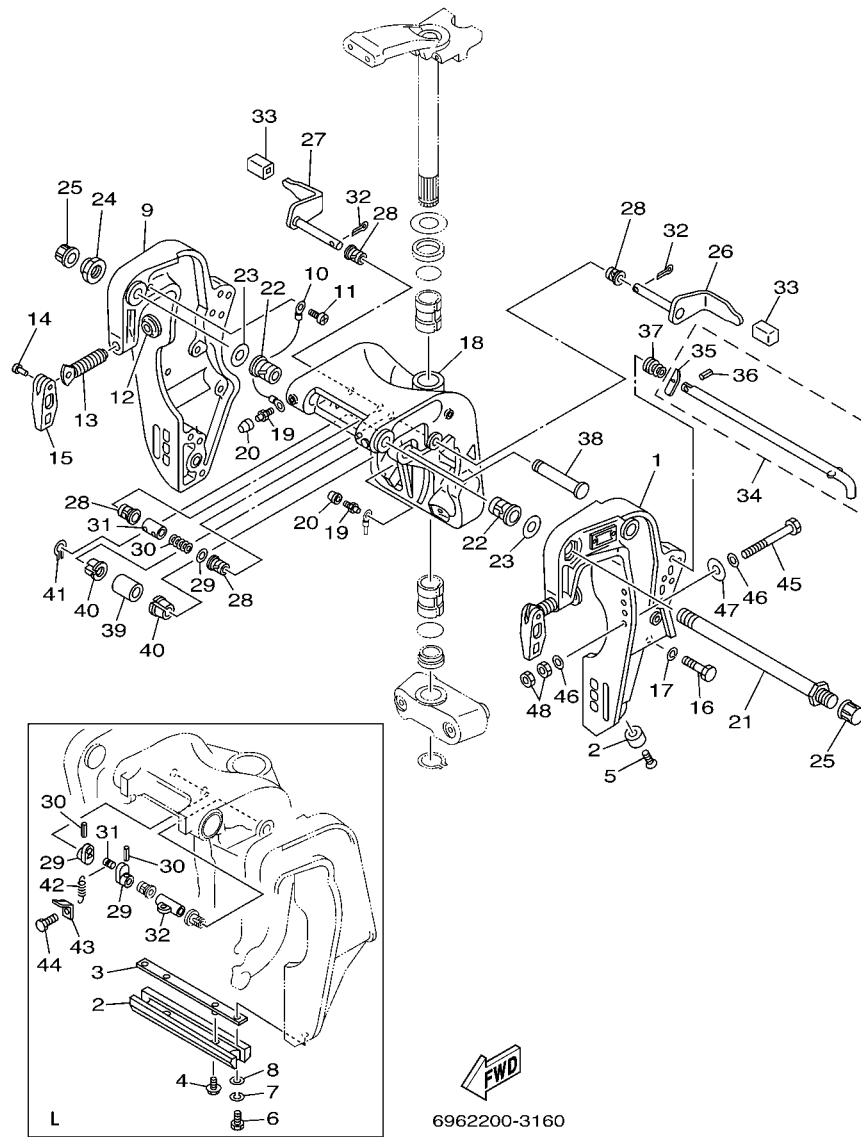
FIG. 16 BRACKET 1

SOPORTE 1

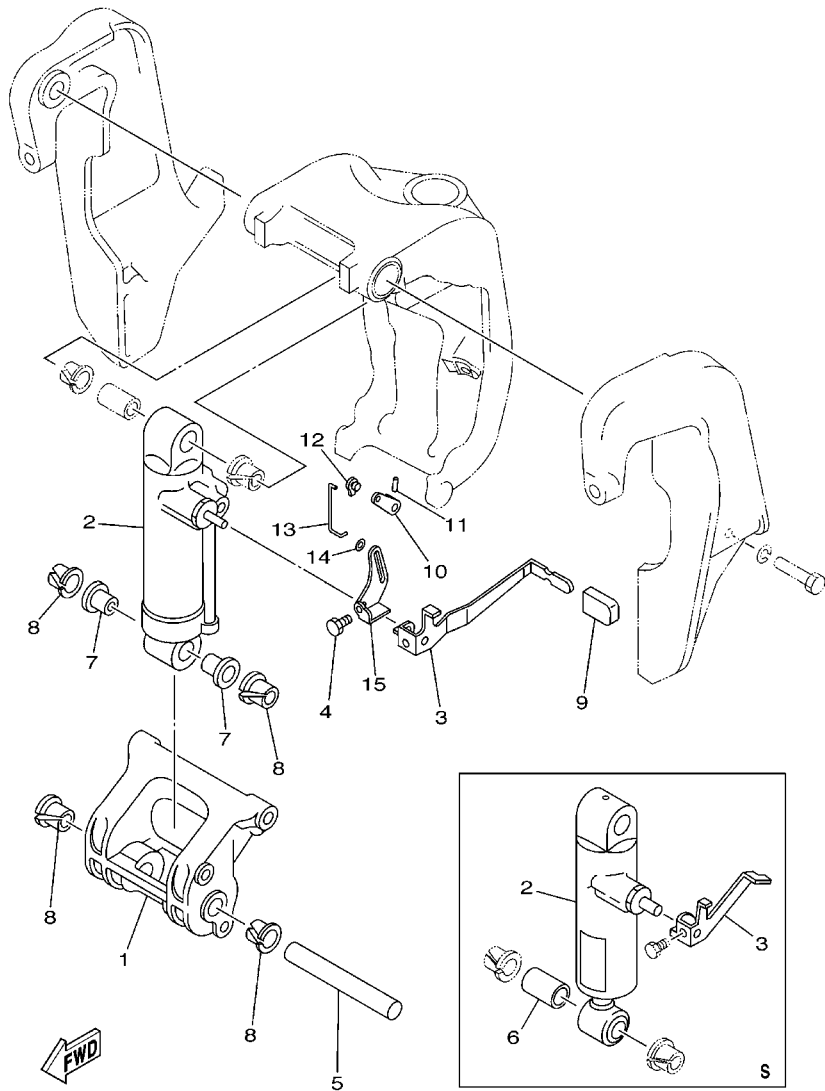
REF. NO.	PART NO. CODIGO N°	DESCRIPTION DESCRIPCION	E48C	E56C	S5ED	S5ET	REMARKS OBSERVACIONES
24	90185-22043	NUT, SELF-LOCKING TUERCA AUTOBLOCANTE			1		
25	6G5-43145-01	CAP, CLAMP BRACKET TAPA			2		
26	688-43181-04	LEVER, TILT STOP PALANCA TOPE INCLINACION			1		S(15.5") S(15.5")
	688-43181-10	LEVER, TILT STOP PALANCA TOPE INCLINACION			1		L(20.3") L(20.3")
27	688-43185-04	LEVER, TILT STOP PALANCA TOPE INCLINACION			1		S(15.5") S(15.5")
	688-43185-10	LEVER, TILT STOP PALANCA TOPE INCLINACION			1		L(20.3") L(20.3")
28	90386-10M16	BUSH BUJE			4		
29	92990-10600	WASHER, PLATE ARANDELA PLANA			1		S(15.5") S(15.5")
	6G5-43148-00	COLLAR, DISTANCE COLLAR			2		L(20.3") L(20.3")
30	90501-10M21	SPRING, COMPRESSION RESORTE DE COMPRESION			1		S(15.5") S(15.5")
	91690-30020	PIN, SPRING PASADOR DE RESORTE			2		L(20.3") L(20.3")
31	90387-10M38	COLLAR ESPACIADOR			1		S(15.5") S(15.5")
	90249-06M19	PIN PASADOR			1		L(20.3") L(20.3")
32	91490-30025	PIN, COTTER CHAVETA			2		S(15.5") S(15.5")
	90387-10M02	COLLAR ESPACIADOR			1		L(20.3") L(20.3")
33	663-43318-00	COVER CUBIERTA			2		
34	697-43160-00	TILT ROD ASSY VARILLA DE BASCULACION COMPL.			1		S(15.5") S(15.5")
	688-43160-01	TILT ROD ASSY VARILLA DE BASCULACION COMPL.			1		L(20.3") L(20.3")
35	688-43165-00	.PLATE, TILT LOCK .PLACA DE TOPE, VARILLA SEGURID			1		
36	91690-30012	.PIN, SPRING .PASADOR DE RESORTE			1		
37	90502-20M03	SPRING, CONICAL RESORTE CONICO			1		S(15.5") S(15.5")
	90502-16M02	SPRING, CONICAL RESORTE CONICO			1		L(20.3") L(20.3")
38	6E5-43126-02	PIN, UPPER SHOCK MOUNT PASADOR DE AMORTIGUADOR SUPERI			1		
39	90386-18M21	BUSH BUJE			1		
40	90386-18M35	BUSH BUJE			2		
41	93410-18M02	CIRCLIP SEGURO			1		
42	90506-14M24	SPRING, TENSION RESORTE DE TENSION			1		L(20.3") L(20.3")

FIG. 16 BRACKET 1

SOPORTE 1



REF. NO.	PART NO. CODIGO Nº	DESCRIPTION DESCRIPCION	E48C	E56C	55ED	55ET	REMARKS OBSERVACIONES
43	6G5-43144-00	HOOK, SPRING GANCHO			1		L(20.3") L(20.3")
44	97095-06010	BOLT PERNO			1		L(20.3") L(20.3")
45	90101-12M51	BOLT TORNILLO			4		
46	92995-12200	WASHER ARANDELA			8		
47	90201-12426	WASHER, PLATE ARANDELA PLANA			4		
48	95380-12600	NUT TUERCA			8		



6961200-2160

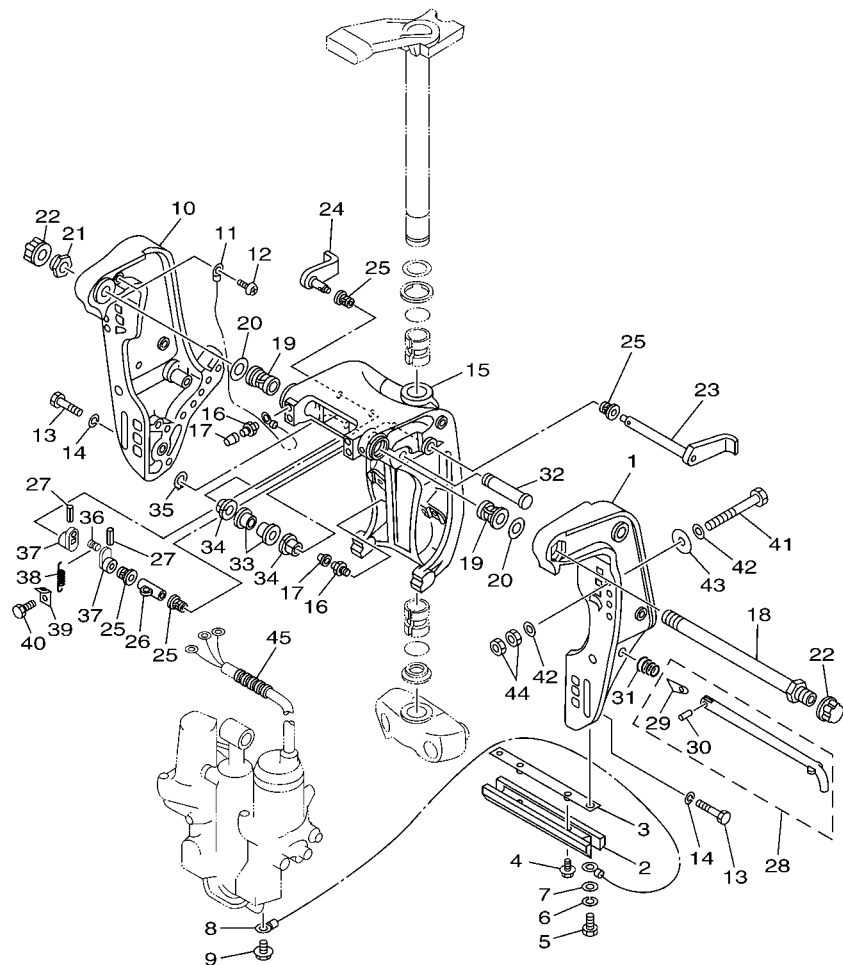
FIG. 17 BRACKET 2

SOPORTE 2

REF. NO.	PART NO. CODIGO Nº	DESCRIPTION DESCRIPCION	E48C	E56C	S5ED	S5ET	REMARKS OBSERVACIONES
1	697-43128-01-4D	SPACER, CLAMP BRACKET ESPACIADOR ABRAZADERA SOPORTE			1		S(15.5") S(15.5")
	688-43128-01-4D	SPACER, CLAMP BRACKET ESPACIADOR ABRAZADERA SOPORTE			1		L(20.3") L(20.3")
2	697-43170-03-4D	SHOCK ABSORBER ASSY AMORTIGUADOR COMPL.			1		S(15.5") S(15.5")
	688-43170-04-4D	SHOCK ABSORBER ASSY AMORTIGUADOR COMPL.			1		L(20.3") L(20.3")
3	688-43631-00	LEVER, TILT PALANCA DE INCLINACION			1		S(15.5") S(15.5")
	688-43631-10	LEVER, TILT PALANCA DE INCLINACION			1		L(20.3") L(20.3")
4	97080-06010	BOLT PERNO			1		
5	688-43124-02	PIN, LOWER SHOCK MOUNT PASADOR DE AMORTIGUADOR INFERI			1		
6	90386-18M21	BUSH BUJE			1		S(15.5") S(15.5")
7	90386-18M63	BUSH BUJE			2		L(20.3") L(20.3")
8	90386-18M35	BUSH BUJE			4		
9	682-43318-01	COVER CUBIERTA			1		L(20.3") L(20.3")
10	688-43186-00	LEVER PALANCA			1		L(20.3") L(20.3")
11	91690-30020	PIN, SPRING PASADOR DE RESORTE			1		L(20.3") L(20.3")
12	6J8-41262-00	JOINT, CHOKE LEVER CONECTOR DE AHOGADOR			1		L(20.3") L(20.3")
13	688-43616-00	ROD, TILT LOCK VARILLA SEGURO DE INCLINACION			1		L(20.3") L(20.3")
14	90202-03M51	WASHER, PLATE ARANDELA DE PLANA			1		L(20.3") L(20.3")
15	688-43651-00	LEVER, REVERSE LOCK 1 PALANCA SEGURO DE RESERVA			1		L(20.3") L(20.3")

FIG. 18 BRACKET 3

SOPORTE 3

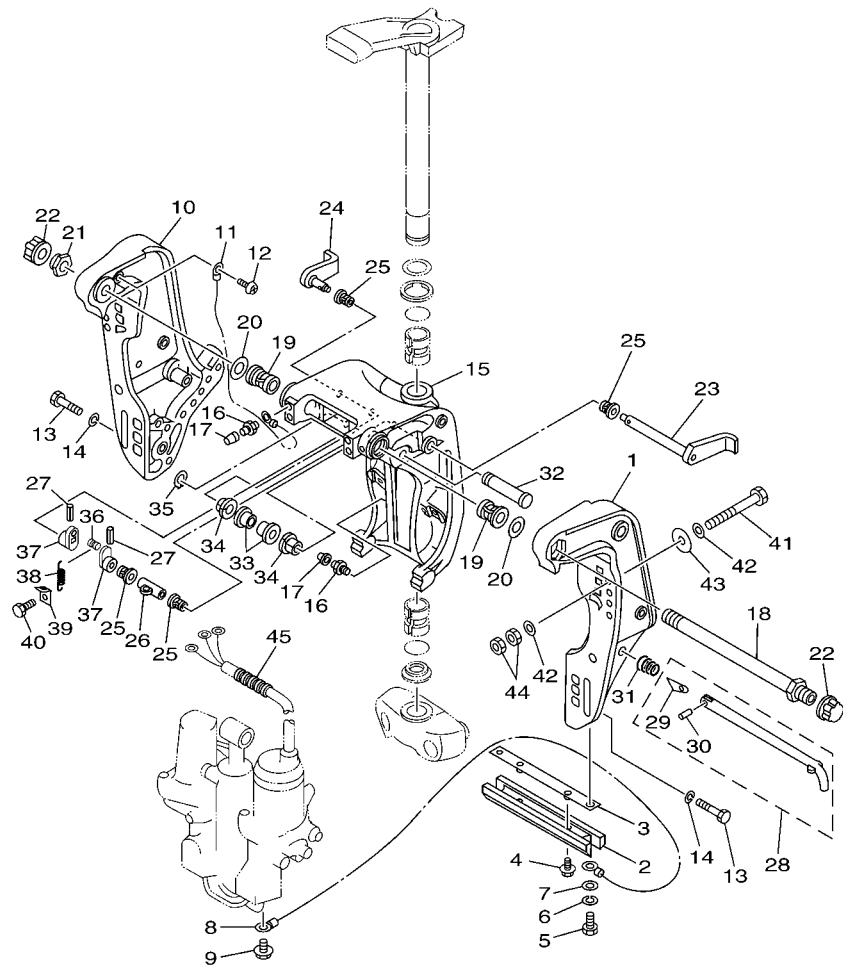


6966200-F180

REF. NO.	PART NO. CODIGO Nº	DESCRIPTION DESCRIPCION	E48C	E56C	55ED	55ET	REMARKS OBSERVACIONES
1	6H1-43111-01-4D	BRACKET, CLAMP 1 SOPORTE DE LA ABRAZADERA 1				1	
2	6H1-45251-03	ANODE CATODE				1	
3	6H1-44526-00	PLATE PLACA 1				1	
4	90119-06M29	BOLT, WITH WASHER TORNILLO CON ARANDELA				2	
5	97095-06016	BOLT PERNO				2	
6	92995-06100	WASHER, SPRING ARANDELA				2	
7	92995-06600	WASHER ARANDELA				2	
8	6H1-82148-00	WIRE, LEAD 4 CABLE CONDUCTOR 4				1	
9	97595-06510	BOLT, WITH WASHER PERNO CON ARANDELA				1	
10	6H1-43112-00-4D	BRACKET, CLAMP 2 SOPORTE DE LA ABRAZADERA 2				1	
11	6E5-82148-00	WIRE, LEAD 4 CABLE CONDUCTOR 4				1	
12	97880-06012	SCREW, PAN HEAD TORNILLO DE CABEZA CON PLANA				1	
13	97095-10045	BOLT PERNO				6	
14	92995-10100	WASHER ARANDELA				6	
15	6H1-43311-02-4D	BRACKET, SWIVEL 1 SOPORTE GIRATORIO 1				1	
16	93700-06M03	NIPPLE, GREASE BOQUILLA DE ENGRASAR				3	
17	663-45119-00	CAP, GREASE NIPPLE TAPA DE GRASERA				3	AP AP
18	688-43131-03	BOLT, CLAMP BRACKET TORNILLO DE ABRAZADERA DEL SOP				1	
19	90386-22M15	BUSH BUJE				2	
20	90201-22M67	WASHER, PLATE ARANDELA PLANA				2	
21	90185-22043	NUT, SELF-LOCKING TUERCA AUTOBLOCANTE				1	
22	6G5-43145-01	CAP, CLAMP BRACKET TAPA				2	
23	6H1-43181-01	LEVER, TILT STOP PALANCA TOPE INCLINACION				1	
24	6H1-43185-01	LEVER, TILT STOP PALANCA TOPE INCLINACION				1	
25	90386-10M16	BUSH BUJE				4	
26	90387-10M02	COLLAR ESPACIADOR				1	
27	91690-30020	PIN, SPRING PASADOR DE RESORTE				2	

FIG. 18 BRACKET 3

SOPORTE 3



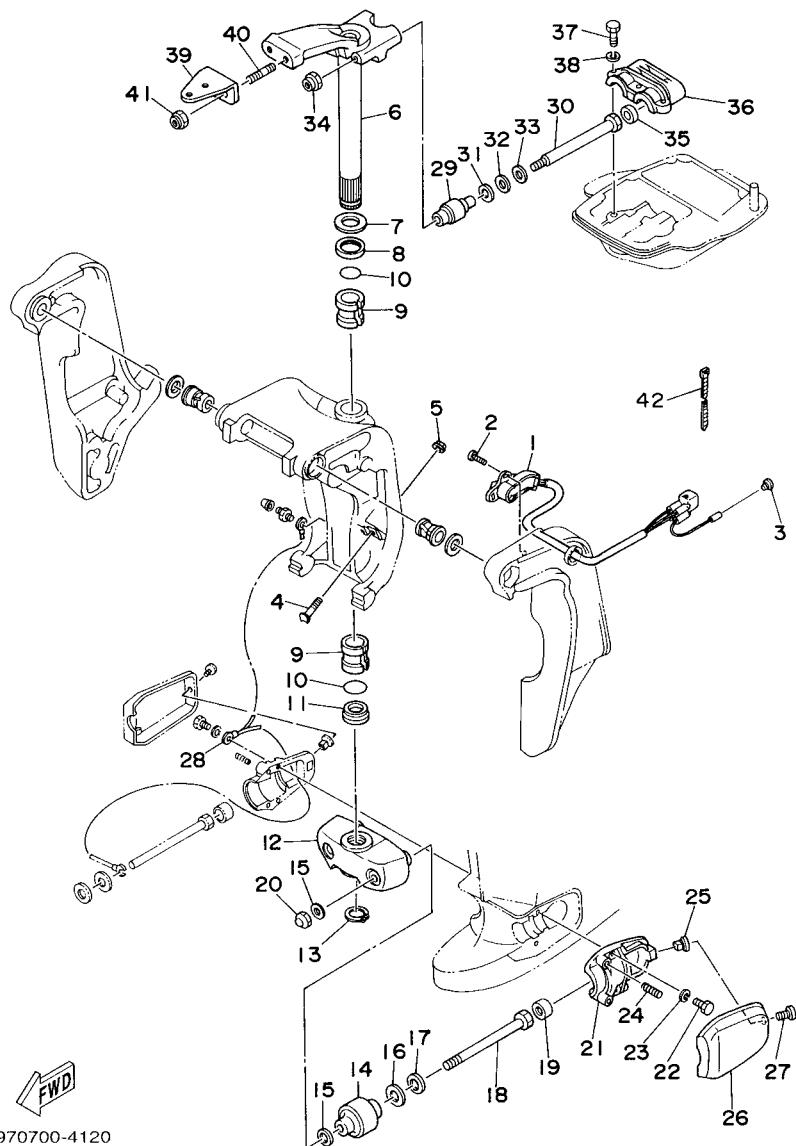
6966200-F180

REF. NO.	PART NO. CODIGO Nº	DESCRIPTION DESCRIPCION	E48C	E56C	55ED	55ET	REMARKS OBSERVACIONES
28	688-43160-01	TILT ROD ASSY VARILLA DE BASCULACION COMPL.				1	
29	688-43165-00	.PLATE, TILT LOCK .PLACA DE TOPE, VARILLA SEGURID				1	
30	91690-30012	.PIN, SPRING .PASADOR DE RESORTE				1	
31	90502-16M02	SPRING, CONICAL RESORTE CONICO				1	
32	6E5-43126-02	PIN, UPPER SHOCK MOUNT PASADOR DE AMORTIGUADOR SUPERI				1	
33	90386-18M63	BUSH BUJE				2	
34	90386-18M35	BUSH BUJE				2	
35	93410-18M02	CIRCLIP SEGURO				1	
36	90249-06M19	PIN PASADOR				1	
37	6G5-43148-00	COLLAR, DISTANCE COLLAR				2	
38	90506-14M24	SPRING, TENSION RESORTE DE TENSION				1	
39	6G5-43144-00	HOOK, SPRING GANCHO				1	
40	97095-06010	BOLT PERNO				1	
41	90101-12M51	BOLT TORNILLO				4	
42	92995-12200	WASHER ARANDELA				8	
43	90201-12426	WASHER, PLATE ARANDELA PLANA				4	
44	95380-12600	NUT TUERCA				8	
45	90440-14M00	PIPE TUBO				1	



FIG. 19 BRACKET 4

SOPORTE 4

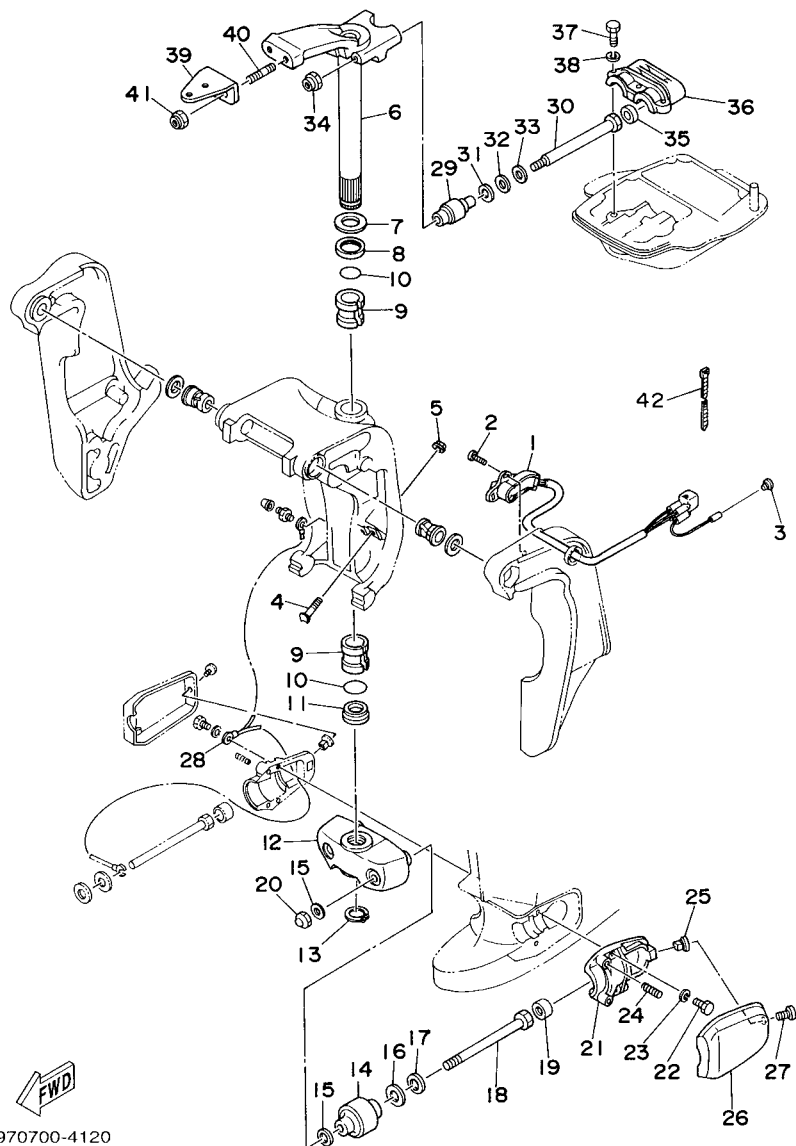


6970700-4120

REF. NO.	PART NO. CODIGO Nº	DESCRIPTION DESCRIPCION	E48C	E55C	55ED	55ET	REMARKS OBSERVACIONES
1	6H1-83672-12	TRIM SENDER TRANSMISOR DE INCLINADOR				1	
2	97885-06016	SCREW, PAN HEAD TORNILLO A MUESCA				2	
3	703-82119-00	COVER, LEAD WIRE CUBIERTA DE CABLE CONDUCTOR				1	
4	6H1-43376-00	BOLT, THRUST RECEIVER TORNILLO RECEPTOR				2	
5	90185-08057	NUT, SELF-LOCKING TUERCA AUTOBLOCANTE				2	
6	663-42510-04-4D	STEERING BRACKET ASSY SOPORTE DIRECCION COMPL.				1	S(15.5") S(15.5")
	663-42510-14-4D	STEERING BRACKET ASSY SOPORTE DIRECCION COMPL.				1 1	L(20.3") L(20.3")
7	90201-30M00	WASHER, PLATE ARANDELA PLANA				1 1	
8	90386-30M78	BUSH BUJE				1 1	
9	90386-30M77	BUSH BUJE				2 2	
10	93210-29M94	O-RING ANILLO O				2 2	
11	90386-30M60	BUSH BUJE				1 1	
12	663-44551-02-4D	HOUSING, LOWER MOUNT RUBBER CAJA AMORTIGUADOR INFERIOR HU				1 1	
13	93410-28M06	CIRCLIP SEGURO				1 1	
14	687-44555-00-94	MOUNT DAMPER, LOWER SIDE AMORTIGUADOR DE HULE LADO INFE				2 2	
15	90201-12M16	WASHER, PLATE ARANDELA PLANA				4 4	
16	90202-25M04	WASHER, PLATE ARANDELA DE PLANA				2 2	
17	90201-13M19	WASHER, PLATE ARANDELA PLANA				2 2	
18	90109-12261	BOLT PERNO				2 2	
19	663-44575-00	DAMPER, LOWER MOUNT RUBBER AMORTIGUADOR INFERIOR				2 2	
20	95380-12800	NUT, CROWN TUERCA				2 2	
21	687-44552-02-94	HOUSING, LOWER MOUNT RUBBER CAJA AMORTIGUADOR INFERIOR HU				2 2	
22	97075-08025	BOLT PERNO				4 4	
23	92995-08100	WASHER ARANDELA				4 4	
24	90501-14M08	SPRING, COMPRESSION RESORTE DE COMPRESION				4 4	
25	90179-06066	NUT TUERCA				2 2	
26	663-44553-01-4D	COVER, LOWER MOUNT CUBIERTA, AMORTIGUADOR INFERIOR				2 2	

FIG. 19 BRACKET 4

SOPORTE 4



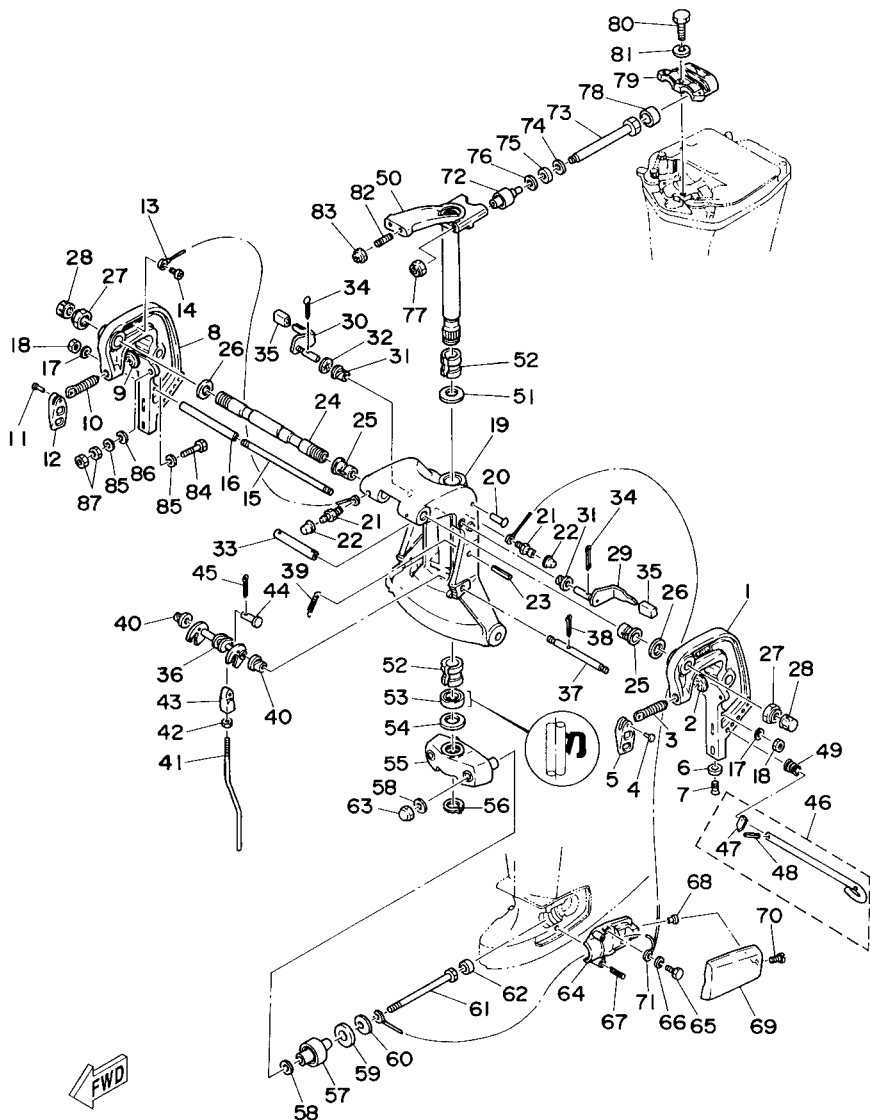
6970700-4120

REF. NO.	PART NO. CODIGO Nº	DESCRIPTION DESCRIPCION	E48C	E55C	55ED	55ET	REMARKS OBSERVACIONES
27	97885-06016	SCREW, PAN HEAD TORNILLO A MUESCA			2	2	
28	697-82127-01	WIRE, LEAD 2 CABLE CONDUCTOR 2			1		S(15.5") S(15.5")
	688-82127-02	WIRE, LEAD 2 CABLE CONDUCTOR 2			1	1	L(20.3") L(20.3")
29	670-44514-00-94	MOUNT DAMPER, UPPER SIDE AMORTIGUADOR LADO SUPERIOR			2	2	
30	90109-08262	BOLT PERNO			2	2	
31	90201-15423	WASHER, PLATE ARANDELA PLANA			2	2	
32	90202-15065	WASHER, PLATE ARANDELA DE PLANA			2	2	
33	90201-09425	WASHER, PLATE ARANDELA PLANA			2	2	
34	90185-08045	NUT, SELF-LOCKING TUERCA AUTOBLOCANTE			2	2	
35	663-44533-00	DAMPER, UPPER MOUNT RUBBER AMORTIGUADOR SUPERIOR			2	2	
36	663-44511-00-94	COVER, UPPER MOUNT CUBIERTA AMORTIGUADOR SUPERIOR			1	1	
37	97075-08035	BOLT PERNO			3	3	
38	92995-08100	WASHER ARANDELA			3	3	
39	688-48511-01-4D	HOOK, STEERING GANCHO DIRECCION				1	
	688-48511-51-4D	HOOK, STEERING GANCHO DIRECCION			1		STEERING GUIDE STEERING GUIDE
40	90116-10175	BOLT, STUD ESPARRAGO			2	2	
41	90185-10051	NUT, SELF-LOCKING TUERCA AUTOBLOCANTE			2	2	
42	90465-11M10	CLAMP BRIDA				3	

FIG. 20 BRACKET 5

SOPORTE 5

REF. NO.	PART NO. CODIGO Nº	DESCRIPTION DESCRIPCION	E48C	E56C	55ED	55ET	REMARKS OBSERVACIONES
1	696-43111-01-4D	BRACKET, CLAMP 1 SOPORTE DE LA ABRAZADERA 1	1	1			
2	648-43114-01	PAD, TRANSOM CLAMP ARANDELA DE ABRAZADERA	1	1			
3	663-43116-01	SCREW, TRANSOM CLAMP TORNILLO DE ABRAZADERA	1	1			
4	90243-04007	PIN PASADOR	1	1			
5	663-43118-01-4D	HANDLE, TRANSOM CLAMP MANIJA DE LA ABRAZADERA DEL ES	1	1			
6	663-45251-00	ANODE CATODE	1	1			
7	90152-06M01	SCREW, COUNTERSUNK TORNILLO EMBUTIDO	1	1			
8	696-43112-00-4D	BRACKET, CLAMP 2 SOPORTE DE LA ABRAZADERA 2	1	1			
9	648-43114-01	PAD, TRANSOM CLAMP ARANDELA DE ABRAZADERA	1	1			
10	663-43116-01	SCREW, TRANSOM CLAMP TORNILLO DE ABRAZADERA	1	1			
11	90243-04007	PIN PASADOR	1	1			
12	663-43118-01-4D	HANDLE, TRANSOM CLAMP MANIJA DE LA ABRAZADERA DEL ES	1	1			
13	6E5-82148-00	WIRE, LEAD 4 CABLE CONDUCTOR 4	1	1			
14	97880-06012	SCREW, PAN HEAD TORNILLO DE CABEZA CON PLANA	1	1			
15	663-43123-00	BOLT, CLAMP BRACKET TORNILLO DE ABRAZADERA DEL SOP	1	1			
16	90387-10M03	COLLAR ESPACIADOR	1	1			
17	92990-10600	WASHER, PLATE ARANDELA PLANA	2	2			
18	95380-10600	NUT TUERCA	2	2			
19	696-43311-00-4D	BRACKET, SWIVEL 1 SOPORTE GIRATORIO 1	1	1			S(17.5") S(17.5")
	696-43311-10-4D	BRACKET, SWIVEL 1 SOPORTE GIRATORIO 1	1	1			L(22.3") L(22.3")
20	90269-03010	RIVET REMACHE	1	1			
21	93700-06M03	NIPPLE, GREASE BOQUILLA DE ENGRASAR	3	3			
22	663-45119-00	CAP, GREASE NIPPLE TAPA DE GRASERA	3	3			AP AP
23	91690-40040	PIN, SPRING PASADOR DE RESORTE	1	1			
24	696-43131-01	BOLT, CLAMP BRACKET TORNILLO DE ABRAZADERA DEL SOP	1	1			
25	90386-22M15	BUSH BUJE	2	2			
26	90201-22M03	WASHER, PLATE ARANDELA PLANA	2	2			

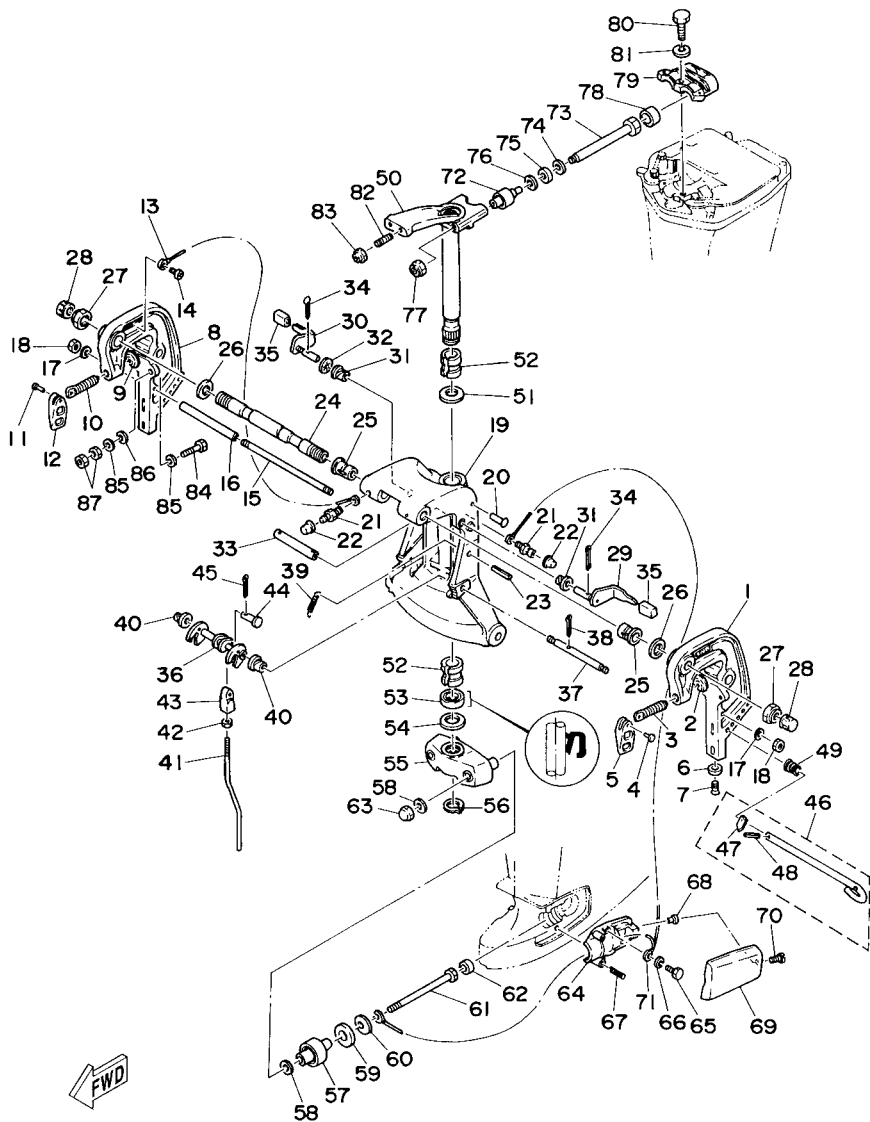


6960100-4120

FIG. 20 BRACKET 5

SOPORTE 5

REF. NO.	PART NO. CODIGO Nº	DESCRIPTION DESCRIPCION	E48C	E56C	S5ED	S5ET	REMARKS OBSERVACIONES
27	90185-22043	NUT, SELF-LOCKING TUERCA AUTOBLOCANTE	2	2			
28	6G5-43145-01	CAP, CLAMP BRACKET TAPA	2	2			
29	697-43181-02	LEVER, TILT STOP PALANCA TOPE INCLINACION	1	1			
30	697-43185-02	LEVER, TILT STOP PALANCA TOPE INCLINACION	1	1			
31	90386-10045	BUSH BUJE	2	2			
32	90206-10M08	WASHER, WAVE ARANDELA ONDULADA	1	1			
33	90387-10269	COLLAR ESPACIADOR	1	1			
34	91490-30025	PIN, COTTER CHAVETA	2	2			
35	663-43318-00	COVER CUBIERTA	2	2			
36	696-43610-00	TILT LOCK ASSY INCLINADOR COMPL.	1	1			
37	696-43611-00	SHAFT, TILT LOCK EJE SEGURO INCLINACION	1	1			
38	91490-25025	PIN, COTTER CHAVETA	1	1			
39	90506-12078	SPRING, TENSION RESORTE DE TENSION	1	1			
40	90386-10045	BUSH BUJE	2	2			
41	670-43616-01	ROD, TILT LOCK VARILLA SEGURO DE INCLINACION	1	1			S(17.5") S(17.5")
42	670-43616-11	ROD, TILT LOCK VARILLA SEGURO DE INCLINACION	1	1			L(22.3") L(22.3")
43	95380-08600	NUT TUERCA	1	1			
44	663-43653-00	NUT, CONNECTION TUERCA CONEXION	1	1			
45	90240-08M21	PIN, CLEVIS PASADOR CON HOYO	1	1			
46	91490-20012	PIN, COTTER CHAVETA	1	1			
47	676-43160-02	TILT ROD ASSY VARILLA DE BASCULACION COMPL.	1	1			
48	676-43165-00	PLATE, TILT LOCK PLACA DE TOPE, VARILLA SEGURID	1	1			
49	91690-30010	PIN, SPRING PASADOR DE RESORTE	1	1			
50	90502-10M04	SPRING, CONICAL RESORTE CONICO	1	1			
51	663-42510-04-4D	STEERING BRACKET ASSY SOPORTE DIRECCION COMPL.	1	1			S(17.5") S(17.5")
51	663-42510-14-4D	STEERING BRACKET ASSY SOPORTE DIRECCION COMPL.	1	1			L(22.3") L(22.3")
51	90201-30M00	WASHER, PLATE ARANDELA PLANA	1	1			

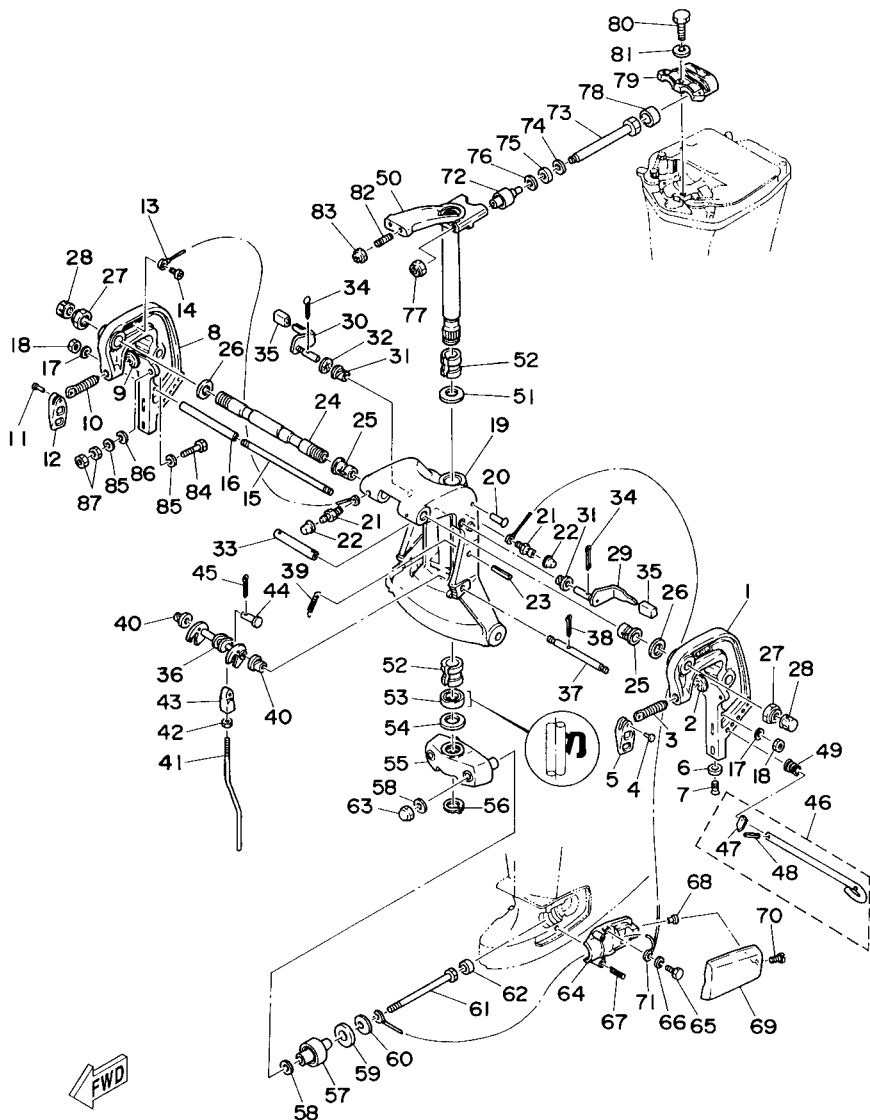


6960100-4120

FIG. 20 BRACKET 5

SOPORTE 5

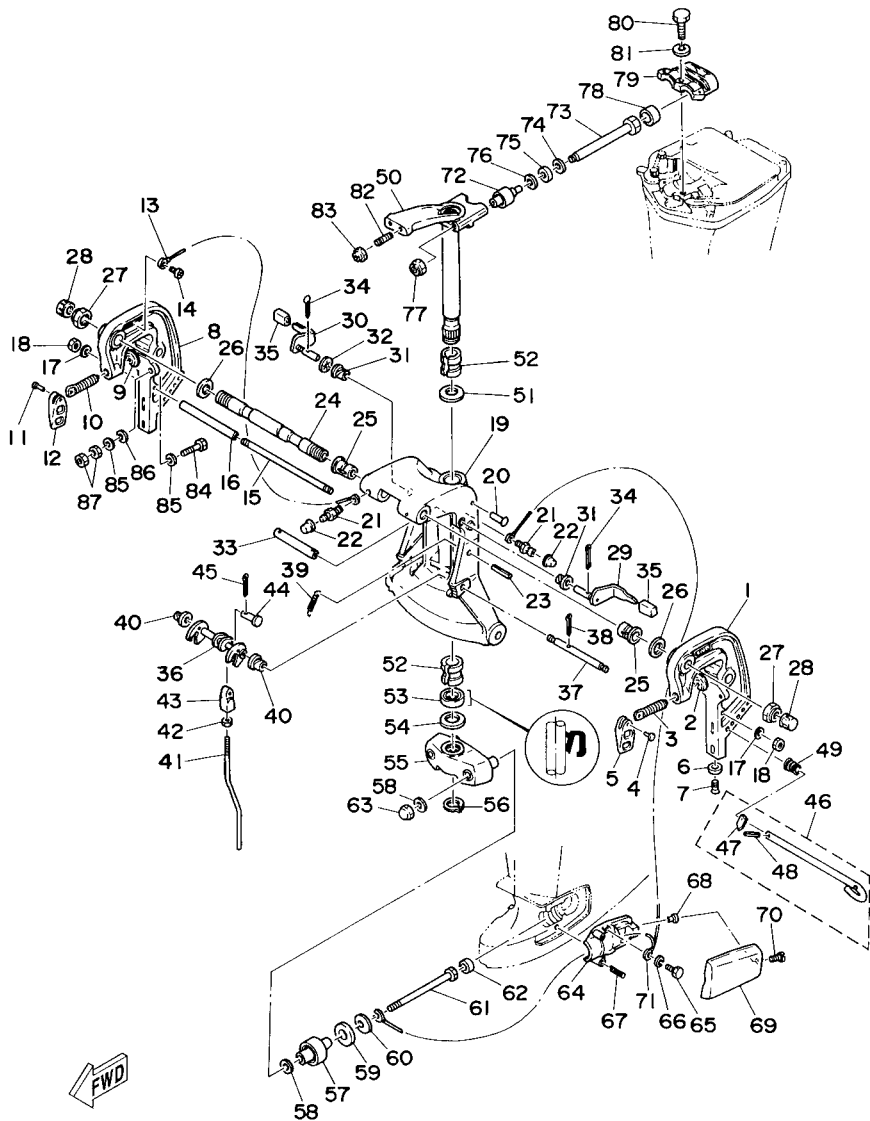
REF. NO.	PART NO. CODIGO Nº	DESCRIPTION DESCRIPCION	E48C	E56C	S5ED	S5ET	REMARKS OBSERVACIONES
52	90386-30048	BUSH BUJE	2	2			
53	93109-30M03	OIL SEAL SELLO ACEITE	1	1			
54	90201-31418	WASHER, PLATE ARANDELA PLANA	1	1			
55	663-44551-02-4D	HOUSING, LOWER MOUNT RUBBER CAJA AMORTIGUADOR INFERIOR HU	1	1			
56	93410-28M06	CIRCLIP SEGURO	1	1			
57	670-44555-00-94	MOUNT DAMPER, LOWER SIDE AMORTIGUADOR DE HULE LADO INFE	2	2			
58	90201-12M16	WASHER, PLATE ARANDELA PLANA	4	4			
59	90202-21100	WASHER, PLATE ARANDELA DE PLANA	2	2			
60	90201-13421	WASHER, PLATE ARANDELA PLANA	2	2			
61	90109-12261	BOLT PERNO	2	2			
62	670-44575-00	DAMPER, LOWER MOUNT RUBBER AMORTIGUADOR INFERIOR	2	2			
63	95380-12800	NUT, CROWN TUERCA	2	2			
64	663-44552-01-94	HOUSING, LOWER MOUNT RUBBER CAJA AMORTIGUADOR INFERIOR HU	2	2			
65	97075-08025	BOLT PERNO	4	4			
66	92995-08100	WASHER ARANDELA	4	4			
67	90501-14M08	SPRING, COMPRESSION RESORTE DE COMPRESION	4	4			
68	90179-06066	NUT TUERCA	2	2			
69	663-44553-01-4D	COVER, LOWER MOUNT CUBIERTA, AMORTIGUADOR INFERIOR	2	2			
70	97885-06016	SCREW, PAN HEAD TORNILLO A MUESCA	2	2			
71	696-82127-00	WIRE, LEAD 2 CABLE CONDUCTOR 2	1	1			S(17.5") S(17.5")
	696-82127-10	WIRE, LEAD 2 CABLE CONDUCTOR 2	1	1			L(22.3") L(22.3")
72	670-44514-00-94	MOUNT DAMPER, UPPER SIDE AMORTIGUADOR LADO SUPERIOR	2	2			
73	90109-08262	BOLT PERNO	2	2			
74	90201-15423	WASHER, PLATE ARANDELA PLANA	2	2			
75	90202-15095	WASHER, PLATE ARANDELA DE PLANA	2	2			
76	90201-09425	WASHER, PLATE ARANDELA PLANA	2	2			
77	90185-08045	NUT, SELF-LOCKING TUERCA AUTOBLOCANTE	2	2			



6960100-4120

FIG. 20 BRACKET 5

SOPORTE 5

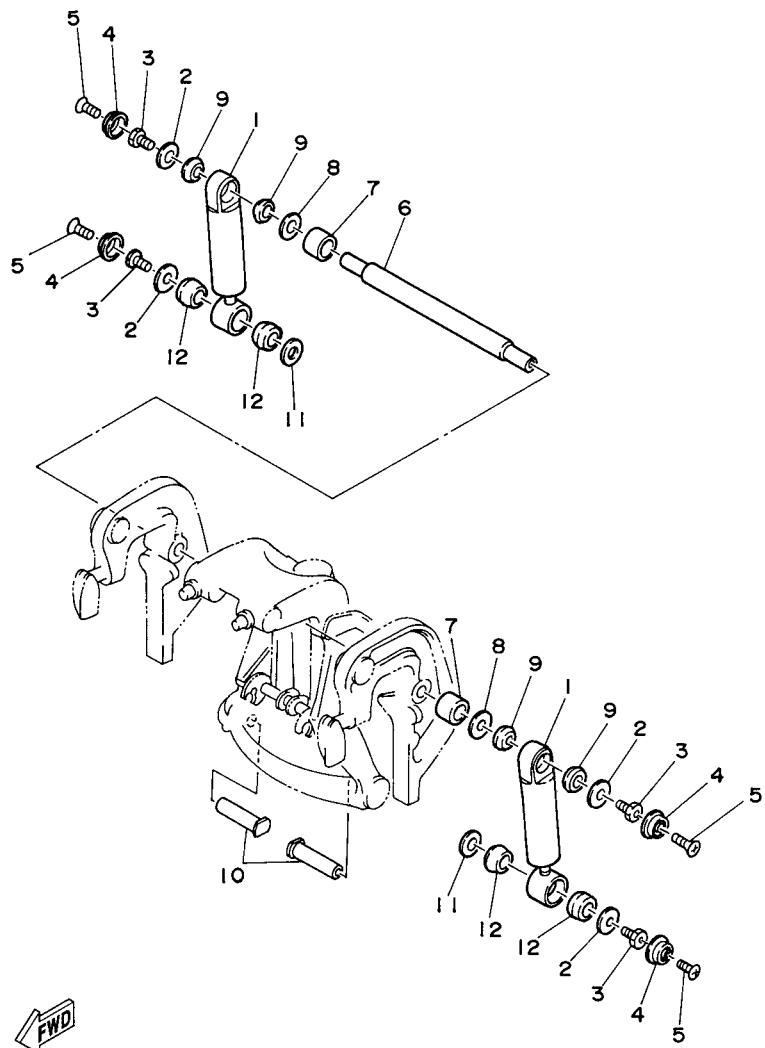


6960100-4120

REF. NO.	PART NO. CODIGO Nº	DESCRIPTION DESCRIPCION	E48C	E56C	S5ED	S5ET	REMARKS OBSERVACIONES
78	663-44533-00	DAMPER, UPPER MOUNT RUBBER AMORTIGUADOR SUPERIOR	2	2			
79	663-44511-00-94	COVER, UPPER MOUNT CUBIERTA AMORTIGUADOR SUPERIOR	1	1			
80	97075-08035	BOLT PERNO	3	3			
81	92995-08100	WASHER ARANDELA	3	3			
82	90116-10175	BOLT, STUD ESPARRAGO	2	2			
83	90185-10051	NUT, SELF-LOCKING TUERCA AUTOBLOCANTE	2	2			
84	90101-10M58	BOLT TORNILLO	4	4			
85	92995-10600	WASHER ARANDELA	8	8			
86	90201-12426	WASHER, PLATE ARANDELA PLANA	4	4			
87	95380-10600	NUT TUERCA	8	8			

FIG. 21 BRACKET 6

SOPORTE 6

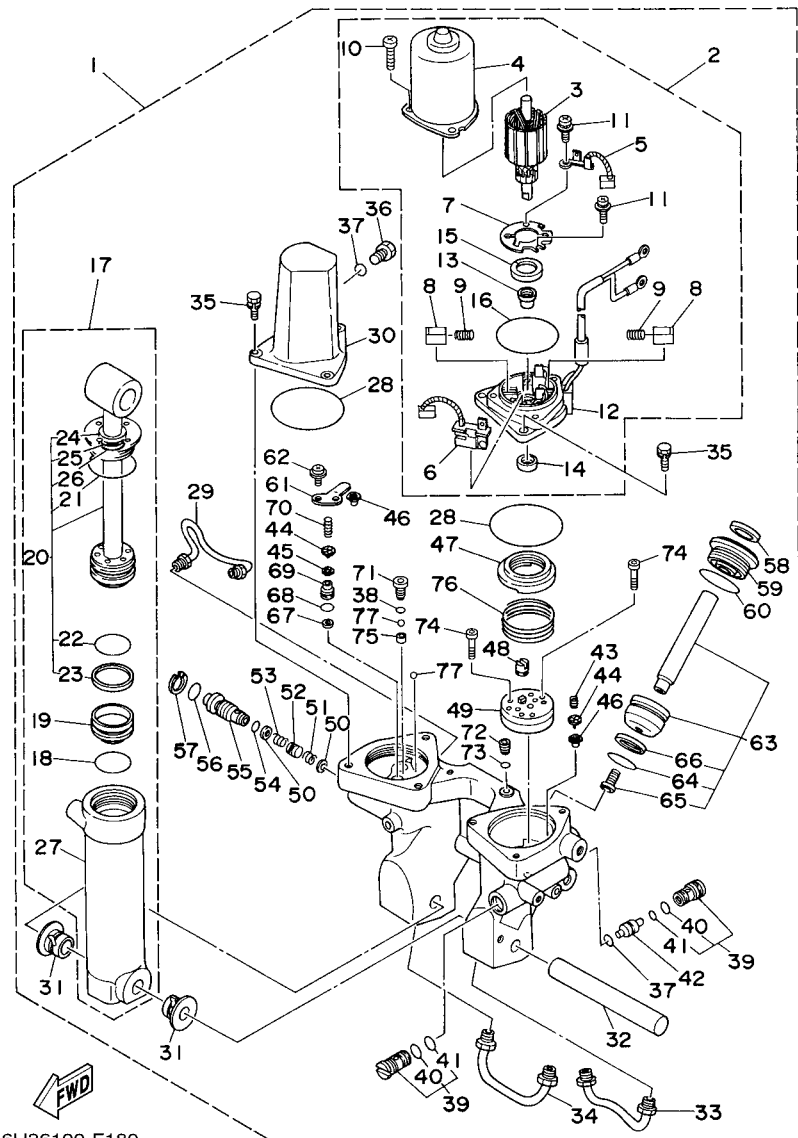


**FWD**  
6960100-4130

REF. NO.	PART NO. CODIGO Nº	DESCRIPTION DESCRIPCION	E48C	E56C	55ED	55ET	REMARKS OBSERVACIONES
1	663-43170-02-4D	SHOCK ABSORBER ASSY AMORTIGUADOR COMPL.		2			
2	90201-12426	WASHER, PLATE ARANDELA PLANA		4			
3	90109-12263	BOLT PERNO		4			
4	663-43125-00	COVER, SHOCK MOUNT CUBIERTA AMORTIGUADOR		4			
5	98780-05015	SCREW, FLAT HEAD TORNILLO CABEZA PLANA		4			
6	663-43126-00	PIN, UPPER SHOCK MOUNT PASADOR DE AMORTIGUADOR SUPERI		1			
7	90560-25061	SPACER SEPARADOR		2			
8	90201-19427	WASHER, PLATE ARANDELA PLANA		2			
9	90385-19008	BUSH BUJE		4			
10	663-43124-00	PIN, LOWER SHOCK MOUNT PASADOR DE AMORTIGUADOR INFERI		2			
11	90202-19059	WASHER, PLATE ARANDELA DE PLANA		2			
12	90385-19007	BUSH BUJE		4			

FIG. 22 POWER TRIM & TILT ASSY

COMPONER Y PODER VARILLA

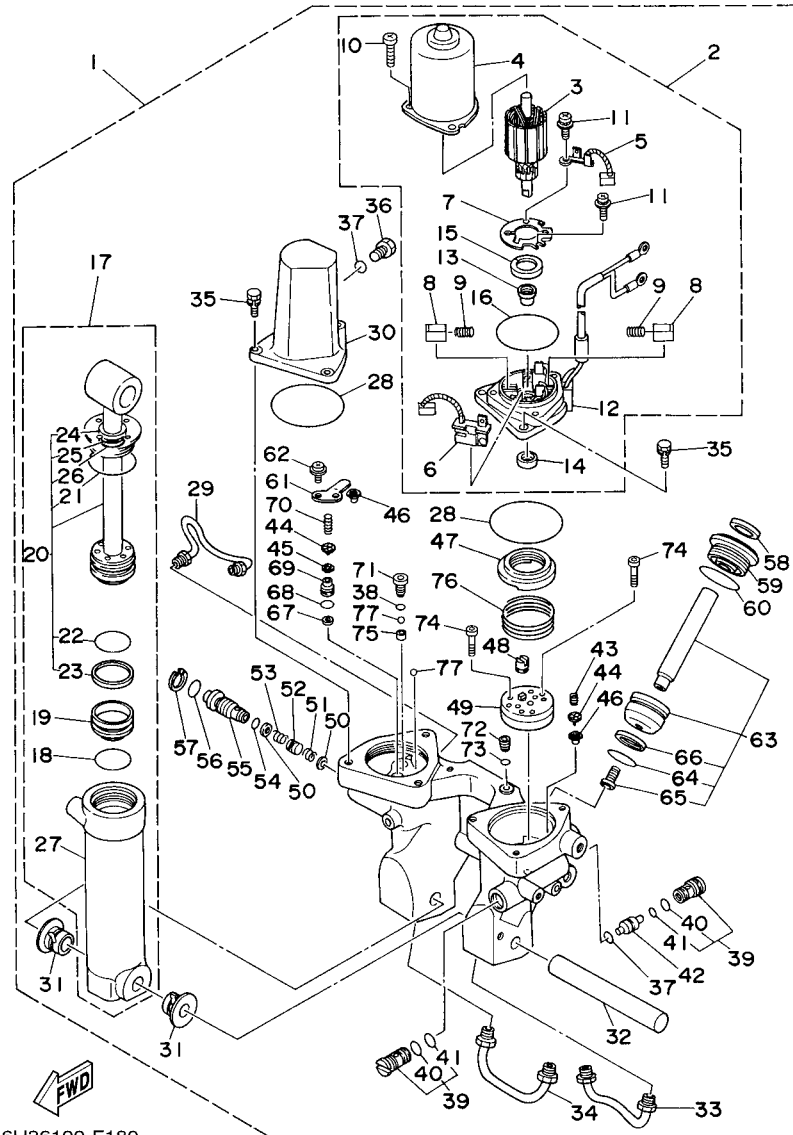


6H36100-F180

REF. NO.	PART NO. CODIGO Nº	DESCRIPTION DESCRIPCION	E48C	E56C	S5ED	S5ET	REMARKS OBSERVACIONES
1	62F-43800-04-4D	POWER TRIM & TILT ASSY ELEVADOR HIDRAULICO COMPL.				1	
2	6H1-43880-02	..MOTOR ASSY ..MOTOR COMPL.				1	
3	6H1-43805-10	..ARMATURE ASSY ..INDUCIDO COMPL.				1	
4	6H1-43804-10	..STATOR ASSY ..ESTATOR COMPL				1	
5	6H1-43891-10	..BRUSH 1 ..ESCOBILLA 1				1	
6	6H1-43892-10	..BREAKER COMP. (BRUSH 2) ..RUPTOR COMPLETO (ESCOBILLA 2)				1	
7	6H1-4380F-10	..PLATE, BRUSH HOLDER ..PLACA				1	
8	6H1-4380J-10	..HOLDER, BRUSH ..PORTAESCOBILLA				2	
9	6H1-4386K-10	..SPRING, BRUSH ..RESORTE, ESCOBILLA				2	
10	97885-05016	..SCREW, PAN HEAD ..TORNILLO A MUESCA				3	
11	97607-04310	..SCREW, WITH WASHER ..TORNILLO CAB CON PLANA C/ARAN				2	
12	6H1-43881-10	..FRAME, END ..CUADRO EXTERMO				1	
13	6H1-4380H-10	..METAL ..METAL				1	
14	93102-08M43	..OIL SEAL ..SELLO ACEITE				1	
15	6H1-4380G-10	..PLATE ..PLACA				1	
16	6H1-43865-10	..O-RING ..ANILLO EN O 5				1	
17	6H1-43840-11	..POWER TILT ASSY ..CONJUNTO COMPONER				1	
18	6H1-43861-10	..O-RING ..ANILLO EN O 1				1	
19	6H1-43814-11	..PISTON, FREE ..PISTON LIBRE				1	
20	6H1-43810-11	..TILT PISTON SUB ASSY ..ELEVADOR SUB-PISTON COMPL.				1	
21	6H1-43861-00	..O-RING ..ANILLO EN O 1				1	
22	6H1-43861-10	..O-RING ..ANILLO EN O 1				1	
23	6H1-43871-10	..RING, BACK UP ..ANILLO				1	
24	6H1-43812-00	..SEAL, DUST ..SELLO DE POLVO				1	
25	6H1-43872-10	..RING, BACK UP ..ANILLO				1	
26	93210-18397	..O-RING ..ANILLO O				1	
27	6H1-43813-10	..CYLINDER, TILT ..CILINDRO INCLINACION				1	



COMPONER Y PODER VARILLA



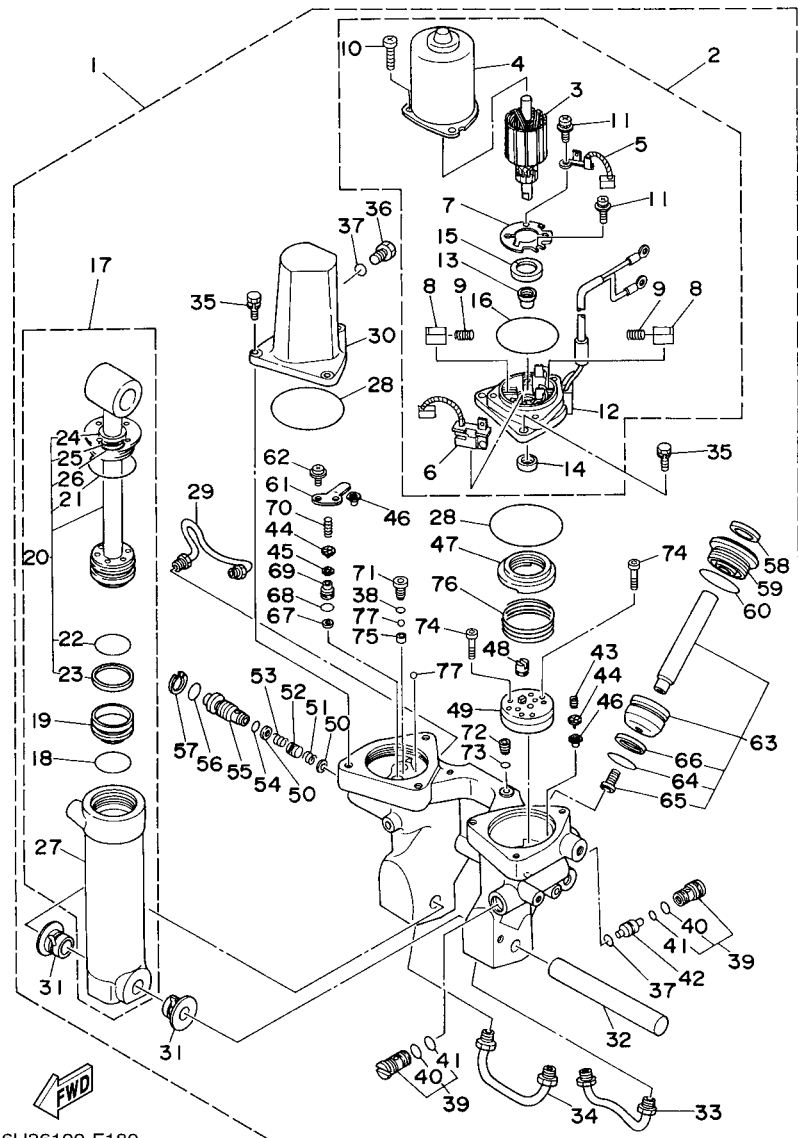
6H36100-F180

FIG. 22 POWER TRIM & TILT ASSY

REF. NO.	PART NO. CODIGO Nº	DESCRIPTION DESCRIPCION	E48C	E55C	55ED	55ET	REMARKS OBSERVACIONES
28	93210-68N50	.O-RING .ANILLO O				2	
29	6H1-43835-10	.PIPE .TUBO 3				1	
30	6H1-43828-10	.BODY, RESERVOIR .CUERPO DEPOSITO				1	
31	90386-18M14	.BUSH .BUJE				2	
32	6E5-43818-00	.PIN, LOWER SHOCK MOUNT .PASADOR AMORTIGUADOR INFERIOR				1	
33	6H1-43833-10	.PIPE .TUBO 1				1	
34	6H1-43834-00	.PIPE .TUBO 2				1	
35	97595-06420	.BOLT, WITH WASHER .PERNO CON ARANDELA				6	
36	6H1-43829-00	.PLUG, RESERVOIR .TAPON DEPOSITO				1	
37	93210-09165	.O-RING .ANILLO O				2	
38	93210-064A5	.O-RING .ANILLO O				1	
39	67F-43802-00	.VALVE SUB ASSY .VALVULA PRINCIPAL COMPL.				2	
40	6H1-43866-00	.O-RING .ANILLO EN O 6				1	
41	6H1-43867-00	.O-RING .ANILLO EN O 7				1	
42	6H1-43841-11	.PISTON, SHUTTLE .PISTON				1	
43	6H1-43856-10	.SPRING, DOWN RELIEF .RESORTE SEGURIDAD				1	
44	6H1-43844-10	.PIN, VALVE SUPPORT .PASADOR VALVULA SOPORTE				2	
45	6H1-4384G-11	.SEAL, RELIEF VALVE .ASIENTO				1	
46	6H1-4384F-10	.SEAL, MAIN VALVE .ASIENTO				2	
47	6H1-43817-01	.FILTER 2 .FIELTRO 2				1	
48	6H1-43831-10	.CONNECTOR, SHAFT .CONEXION EJE				1	
49	6H1-43830-11	.GEAR PUMP ASSY .ENGRANAJE BOMBA COMPL.				1	
50	6H1-43847-00	.SEAT, MANUAL VALVE .ASIENTO VALVULA MANUAL				2	
51	6H1-43899-00	.SPRING, MANUAL RELEASE .PLACA				1	
52	6H1-4382A-10	.ADAPTOR 1 .ADAPTADOR 1				1	
53	6H1-43854-00	.SPRING, MANUAL RELEASE .RESORTE DESCOPLO MANUAL				1	
54	93210-10M74	.O-RING .ANILLO O				1	

FIG. 22 POWER TRIM & TILT ASSY

COMPONER Y PODER VARILLA

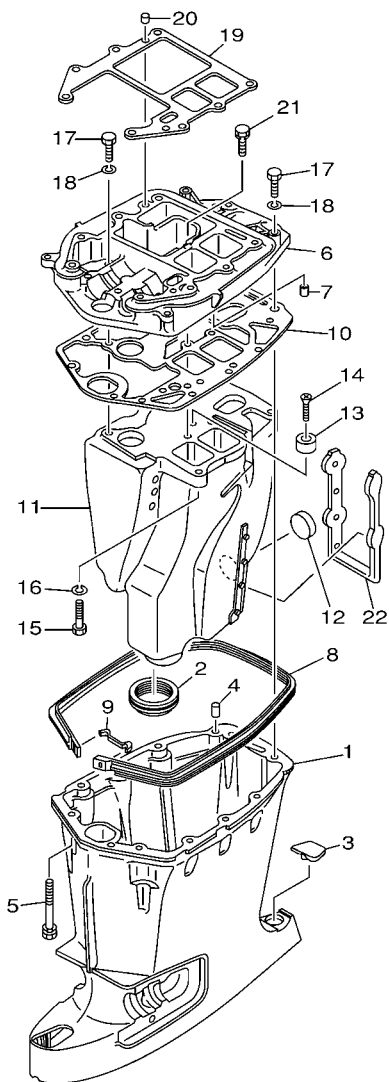
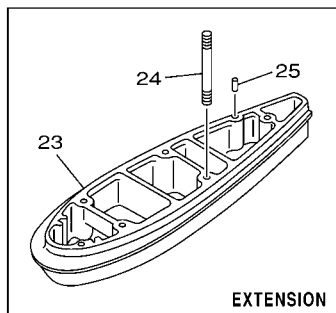


6H36100-F180

REF. NO.	PART NO. CODIGO Nº	DESCRIPTION DESCRIPCION	E48C	E56C	55ED	55ET	REMARKS OBSERVACIONES
55	6H1-43845-00	.SCREW, MANUAL RELEASE .TORNILLO DESCOPLO MANUAL				1	
56	93210-18M75	.O-RING .ANILLO O				1	
57	6H1-43875-00	.RING, SNAP .ANILLO				1	
58	6H1-43822-10	.SEAL, TRIM DUST .SELLO DE POLVO				2	
59	6H1-43821-11	.SCREW, TRIM CYLINDER END .TORNILLO CILINDURO EXTREMO				2	
60	6H1-43861-10	.O-RING .ANILLO EN O 1				2	
61	6H1-4384E-20	.SPRING, TRIM .RESORTO				1	
62	97602-05210	.SCREW, PAN HEAD WITH WASHER .TORNILLO CON RONDONA				2	
63	6H1-43820-11	.TRIM PISTON SUB ASSY .ELEVADOR PISTON COMPL.				2	
64	6H1-43864-00	.O-RING .ANILLO EN O 4				1	
65	91318-08016	.BOLT, SOCKET HEAD .TORNILLO				1	
66	6H1-43874-00	.RING, BACK UP .ANILLO				1	
67	6H1-43816-00	.FILTER 1 .FILTRO 1				1	
68	6H1-43896-00	.O-RING .ANILLO EN O				1	
69	6H1-43895-12	.SEAT, RELIEF VALVE .ASIENTO				1	
70	62F-43855-00	.SPRING, UP RELIEF .RESORTE SEGURIDAD SUPERIOR				1	
71	6H1-43843-11	.SCREW, VALVE LOCK .TORNILLO				1	
72	6H1-4388E-11	.PLUG, TAPER SCREW .TAPON				1	
73	6H1-43868-00	.O-RING .ANILLO EN O 8				1	
74	91318-04025	.BOLT .TORNILLO				4	
75	6H1-4387J-00	.WASHER, SPECIAL 2 .FILTRO2				1	
76	6H1-4385H-00	.SPRING, SEAL .RESORTE				1	
77	93505-32038	.BALL .BOLA				2	

FIG. 23 UPPER CASING

FUNDA SUPERIOR

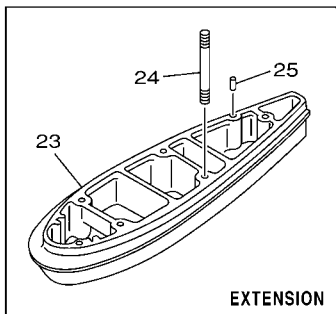
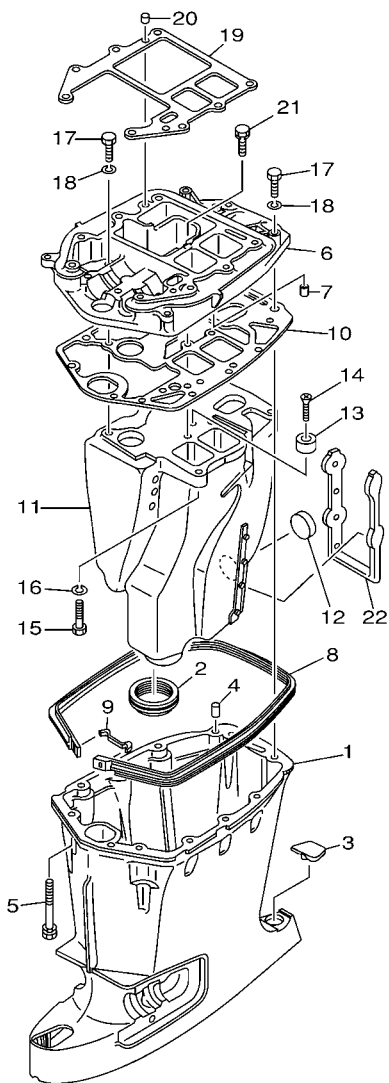


REF. NO.	PART NO. CODIGO Nº	DESCRIPTION DESCRIPCION	E48C	E56C	S5ED	S5ET	REMARKS OBSERVACIONES
1	691-45111-01-4D	CASING, UPPER CAJA SUPERIOR			1		S(15.5") S(15.5")
	697-45111-01-4D	CASING, UPPER CAJA SUPERIOR	1	1			S(17.5") S(17.5")
	691-45111-13-4D	CASING, UPPER CAJA SUPERIOR			1	1	L(20.3") L(20.3")
	697-45111-13-4D	CASING, UPPER CAJA SUPERIOR	1	1			L(22.3") L(22.3")
2	663-45123-00	GASKET, MUFFLER EMPAQUE SILENCIADOR	1	1	1	1	
3	663-45155-10	CAP TAPA	1	1	1	1	
4	93606-12019	PIN, DOWEL PASADOR DE CLAVIJA	2	2	2	2	
5	90119-08M82	BOLT, WITH WASHER TORNILLO CON ARANDELA	8	8	8	8	
6	663-41137-04-5B	GUIDE, EXHAUST GUIA DE ESCAPE	1	1	1	1	
7	90386-02M04	BUSH BUJE	1	1	1	1	
8	663-45127-00	SEAL SELLO DE GOMA	1	1	1	1	
9	663-45129-00	HOOK, DAMPER SEAL GANCHO SELLO HULE	1	1	1	1	
10	697-45114-A0	GASKET, UPPER CASING EMPAQUE	1	1	1	1	
11	663-14711-02-5B	MUFFLER 1 SILENCIADOR 1			1		S(15.5") S(15.5")
	663-14711-02-5B	MUFFLER 1 SILENCIADOR 1	1	1			S(17.5") S(17.5")
	663-14711-12-5B	MUFFLER 1 SILENCIADOR 1			1	1	L(20.3") L(20.3")
	663-14711-12-5B	MUFFLER 1 SILENCIADOR 1	1	1			L(22.3") L(22.3")
12	90334-30017	PLUG, STRAIGHT TAPON	1	1	1	1	
13	663-45251-00	ANODE CATODE	1	1	1	1	
14	90152-06M01	SCREW, COUNTERSUNK TORNILLO EMBUTIDO	1	1	1	1	
15	97075-08035	BOLT PERNO	1	1	1	1	
16	92995-08100	WASHER ARANDELA	1	1	1	1	
17	97075-08030	BOLT PERNO	6	6	6	6	
18	92995-08100	WASHER ARANDELA	6	6	6	6	
19	696-45113-A0	GASKET, UPPER CASING EMPAQUE	1	1	1	1	
20	93606-12019	PIN, DOWEL PASADOR DE CLAVIJA	2	2	2	2	
21	97575-08440	BOLT, WITH WASHER PERNO CON ARANDELA	1	1	1	1	

FIG. 23 UPPER CASING

FUNDA SUPERIOR

REF. NO.	PART NO. CODIGO Nº	DESCRIPTION DESCRIPCION	E48C	E56C	S5ED	S5ET	REMARKS OBSERVACIONES
22	663-14737-00	DAMPER, MUFFLER AMORTIGUADOR DE SILENCIADOR			1		S(15.5") S(15.5")
	663-14737-10	DAMPER, MUFFLER AMORTIGUADOR DE SILENCIADOR			1	1	L(20.3") L(20.3")
23	696-45211-01-4D	EXTENSION EXTENSION	1	1			
24	90116-10M31	BOLT, STUD ESPARRAGO	4	4			
25	93606-12019	PIN, DOWEL PASADOR DE CLAVIJA	2	2			



6960200-0200

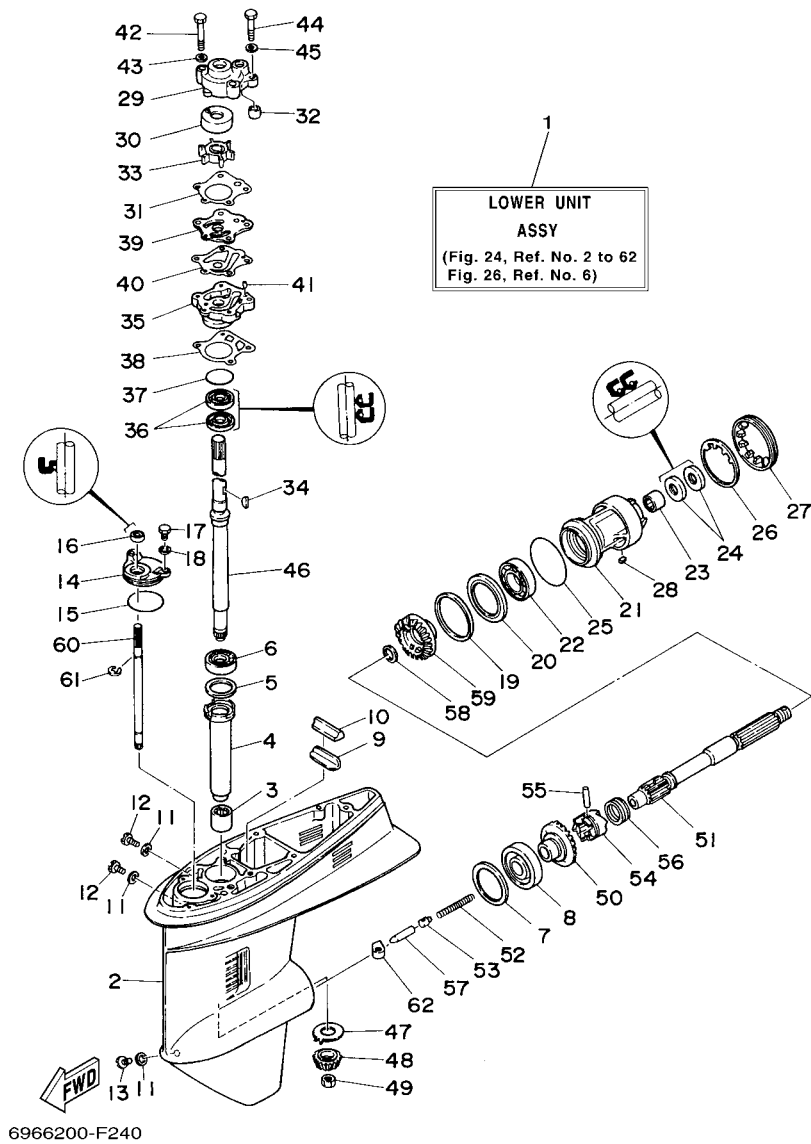


FIG. 24 LOWER CASING & DRIVE 1 IMPULSOR E INFERIOR 1

REF. NO.	PART NO. CODIGO Nº	DESCRIPTION DESCRIPCION	E48C	E56C	55ED	55ET	REMARKS OBSERVACIONES
1	697-45300-01-4D	LOWER UNIT ASSY CONJUNTO UNIDAD INFERIOR			1		S(15.5") S(15.5")
	697-45300-12-4D	LOWER UNIT ASSY CONJUNTO UNIDAD INFERIOR			1	1	L(20.3") L(20.3")
2	697-45311-02-4D	CASING, LOWER FUNDA INFERIOR			1	1	
3	93315-32224	BEARING COJINETE DE RODILLOS			1	1	
4	663-45536-00	SLEEVE, DRIVE SHAFT CAMISA EJE DE MANDO			1	1	
5	663-45587-01	SHIM (T:0.10MM) LAINA (T:0.10MM)			1	1	UR
	663-45587-10	SHIM (T:0.12MM) LAINA (T:0.12MM)			1	1	UR
	663-45587-20	SHIM (T:0.15MM) LAINA (T:0.15MM)			1	1	UR
	663-45587-30	SHIM (T:0.18MM) LAINA (T:0.18MM)			1	1	UR
	663-45587-40	SHIM (T:0.30MM) LAINA (T:0.30MM)			1	1	UR
	663-45587-50	SHIM (T:0.40MM) LAINA (T:0.40MM)			1	1	UR
	663-45587-60	SHIM (T:0.50MM) LAINA (T:0.50MM)			1	1	UR
6	93332-00001	BEARING COJINETE			1	1	
7	663-45567-01	SHIM (T:0.10MM) LAINA (T:0.10MM)			1	1	UR
	663-45567-10	SHIM (T:0.12MM) LAINA (T:0.12MM)			1	1	UR
	663-45567-20	SHIM (T:0.15MM) LAINA (T:0.15MM)			1	1	UR
	663-45567-30	SHIM (T:0.18MM) LAINA (T:0.18MM)			1	1	UR
	663-45567-40	SHIM (T:0.30MM) LAINA (T:0.30MM)			1	1	UR
	663-45567-50	SHIM (T:0.40MM) LAINA (T:0.40MM)			1	1	UR
	663-45567-60	SHIM (T:0.50MM) LAINA (T:0.50MM)			1	1	UR
8	93332-00003	BEARING COJINETE			1	1	
9	663-45376-00-94	GUIDE, SEAL DAMPER GUIA DE SELLO GOMA			1	1	
10	663-45375-00	DAMPER, SEAL GOMA DE SELLO			1	1	
11	90430-08020	GASKET JUNTA			3	3	
12	90340-08002	PLUG, STRAIGHT SCREW TORNILLO, DE DRENAJE			2	2	
13	688-45341-10	PLUG, DRAIN TAPON, DREN			1	1	
14	663-45321-00	PLATE PLACA			1	1	

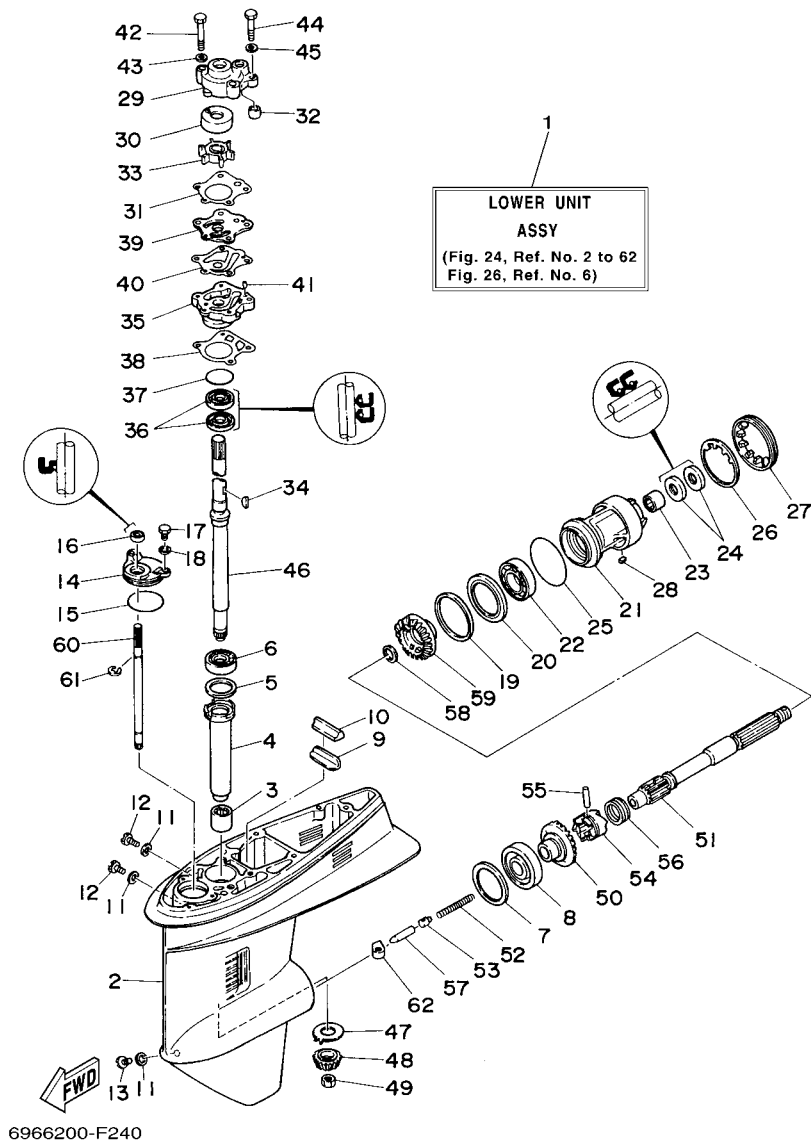


FIG. 24 LOWER CASING & DRIVE 1 IMPULSOR E INFERIOR 1

REF. NO.	PART NO. CODIGO Nº	DESCRIPTION DESCRIPCION	E48C	E56C	55ED	55ET	REMARKS OBSERVACIONES
15	93210-49046	O-RING ANILLO O			1	1	
16	93106-09014	OIL SEAL SELLO ACEITE			1	1	
17	97095-06016	BOLT PERNO			2	2	
18	92995-06600	WASHER ARANDELA			2	2	
19	663-45577-01	SHIM (T:0.10MM) LAINA (T:0.10MM)			1	1	UR UR
---	663-45577-10	SHIM (T:0.12MM) LAINA (:0.12MM)			1	1	UR UR
	663-45577-20	SHIM (T:0.15MM) LAINA (T:0.15MM)			1	1	UR UR
	663-45577-30	SHIM (T:0.18MM) LAINA (T:0.18MM)			1	1	UR UR
	663-45577-40	SHIM (T:0.30MM) LAINA (T:0.30MM)			1	1	UR UR
	663-45577-50	SHIM (T:0.40MM) LAINA (T:0.40MM)			1	1	UR UR
---	663-45577-60	SHIM (T:0.50MM) LAINA (T:0.50MM)			1	1	UR UR
20	663-45576-00	WASHER, THRUST ARANDELA DE EMPUJE AXIAL			1	1	
21	663-45331-00-94	HOUSING, BEARING CAJA DE COJINETE			1	1	
22	93306-00702	BEARING COJINETE			1	1	
23	93317-22204	BEARING COJINETE			1	1	
24	93101-22067	OIL SEAL SELLO ACEITE			2	2	
25	93210-66M98	O-RING ANILLO O			1	1	
26	90214-48M03	WASHER, CLAW ARANDELA DE POSICION			1	1	
27	697-45384-00	NUT TUERCA			1	1	
28	90282-04010	KEY, STRAIGHT CHAVETA, RECTA			1	1	
29	663-44311-02	HOUSING, WATER PUMP CAJA BOMBA DE AGUA			1	1	
30	663-44322-00	INSERT, CARTRIDGE CARTUCHO			1	1	
31	663-44315-A0	GASKET, WATER PUMP EMPAQUE			1	1	
32	663-44366-00	DAMPER, WATER SEAL GOMA DEL SELLO DE AGUA			1	1	
33	697-44352-00	IMPELLER IMPULSOR			1	1	
34	90280-03M03	KEY, WOODRUFF CUNA WOODRUFF			1	1	
35	663-44341-00-94	HOUSING, WATER PUMP CAJA BOMBA DE AGUA			1	1	

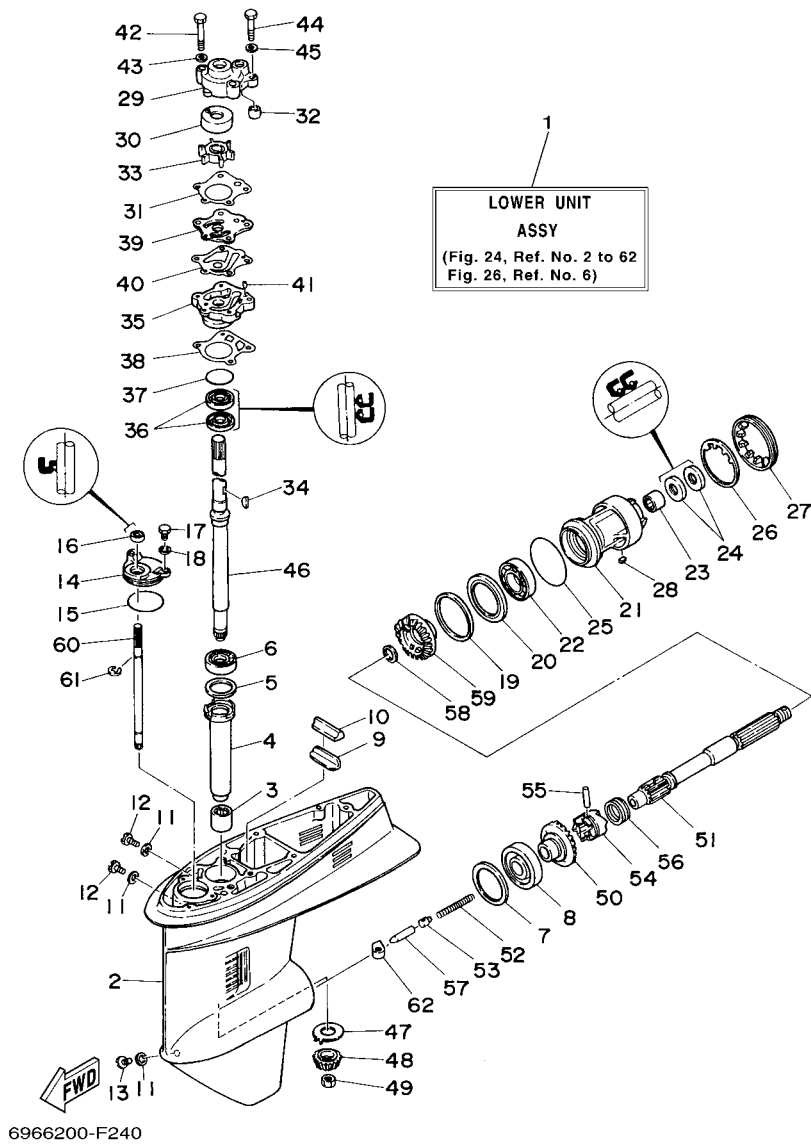
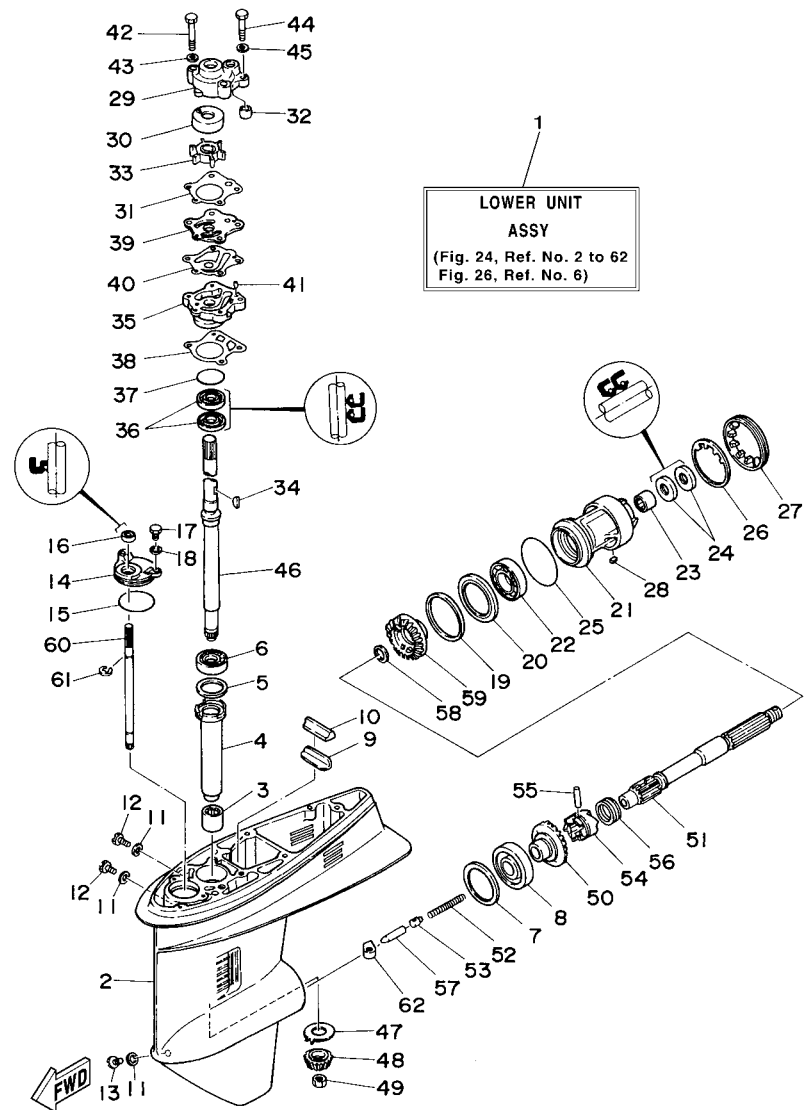


FIG. 24 LOWER CASING & DRIVE 1 IMPULSOR E INFERIOR 1

REF. NO.	PART NO. CODIGO Nº	DESCRIPTION DESCRIPCION	E48C	E56C	55ED	55ET	REMARKS OBSERVACIONES
36	93101-23070	OIL SEAL SELLO ACEITE			2	2	
37	93210-41042	O-RING ANILLO O			1	1	
38	663-44316-A0	GASKET, WATER PUMP EMPAQUE			1	1	
39	663-44323-00	OUTER PLATE, CARTRIDGE PLACA EXTERIOR DEL CARTUCHO			1	1	
40	663-44324-A0	GASKET, CARTRIDGE EMPAQUE			1	1	
41	93604-08062	PIN, DOWEL PASADOR DE CLAVIJA			2	2	
42	97095-08055	BOLT PERNO			2	2	
43	92995-08600	WASHER ARANDELA			2	2	
44	97095-08045	BOLT PERNO			2	2	
45	92995-08600	WASHER ARANDELA			2	2	
46	663-45510-01	DRIVE SHAFT ASSY EJE DE MANDO COMPL.			1		S(15.5")
	663-45510-11	DRIVE SHAFT ASSY EJE DE MANDO COMPL.			1	1	S(15.5") L(20.3") L(20.3")
47	663-45552-00	BEARING, PLAIN COJINETE PLANO			1	1	
48	697-45551-00	PINION (13T) PINON (13T)			1	1	
49	90170-12138	NUT TUERCA			1	1	
50	697-45560-00	GEAR 1 (24T) ENGRANAJE 1 (24T)			1	1	
51	697-45611-00	SHAFT, PROPELLER EJE PROPUSOR			1	1	
52	90501-16233	SPRING, COMPRESSION RESORTE DE COMPRESION			1	1	
53	663-45634-00	SLIDE, SHIFT DESILIZADOR, CAMBIO			1	1	
54	663-45631-01	CLUTCH, DOG EMBRAGUE DE GARRA			1	1	
55	90250-06023	PIN, STRAIGHT PASADOR CILINDRICO			1	1	
56	663-45633-00	RING, CROSS PIN ANILLO DE PASADOR			1	1	
57	688-45635-00	PLUNGER, SHIFT EMBOLO DE CAMBIO			1	1	
58	90201-22429	WASHER, PLATE ARANDELA PLANA			1	1	
59	697-45571-00	GEAR 2 (24T) ENGRANAJE 2 (24T)			1	1	
60	663-44144-01	ROD, SHIFT VARILLA DE CAMBIO			1	1	
61	99001-08600	CIRCLIP PRESILLA REDONDA			1	1	



6966200-F240

FIG. 24 LOWER CASING & DRIVE 1 IMPULSOR E INFERIOR 1

REF. NO.	PART NO. CODIGO Nº	DESCRIPTION DESCRIPCION	E48C	E56C	55ED	55ET	REMARKS OBSERVACIONES
62	663-44151-00	CAM, SHIFT LEVA DE CAMBIO			1	1	
-----							
-----							
-----							
-----							
-----							
-----							
-----							
-----							
-----							
-----							



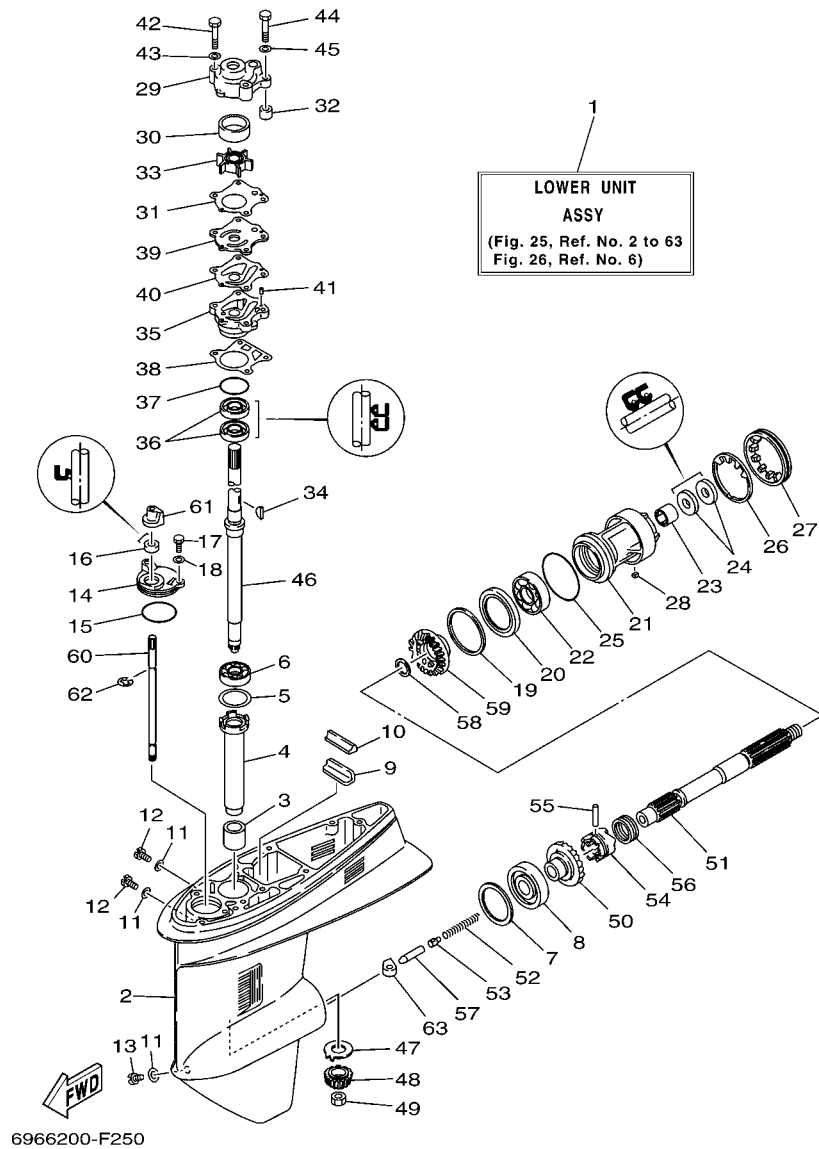


FIG. 25 LOWER CASING & DRIVE 2 IMPULSOR E INFERIOR 2

REF. NO.	PART NO. CODIGO Nº	DESCRIPTION DESCRIPCION	E48C	E56C	55ED	55ET	REMARKS OBSERVACIONES
1	696-45300-02-4D	LOWER UNIT ASSY CONJUNTO UNIDAD INFERIOR	1	1			S(17.5") S(17.5")
	696-45300-12-4D	LOWER UNIT ASSY CONJUNTO UNIDAD INFERIOR	1	1			L(22.3") L(22.3")
2	697-45311-02-4D	CASING, LOWER FUNDA INFERIOR	1	1			
3	93315-32224	BEARING COJINETE DE RODILLOS	1	1			
4	663-45536-00	SLEEVE, DRIVE SHAFT CAMISA EJE DE MANDO	1	1			
5	663-45587-01	SHIM (T:0.10MM) LAINA (T:0.10MM)	1	1			UR UR
	663-45587-10	SHIM (T:0.12MM) LAINA (T:0.12MM)	1	1			UR UR
	663-45587-20	SHIM (T:0.15MM) LAINA (T:0.15MM)	1	1			UR UR
	663-45587-30	SHIM (T:0.18MM) LAINA (T:0.18MM)	1	1			UR UR
	663-45587-40	SHIM (T:0.30MM) LAINA (T:0.30MM)	1	1			UR UR
	663-45587-50	SHIM (T:0.40MM) LAINA (T:0.40MM)	1	1			UR UR
	663-45587-60	SHIM (T:0.50MM) LAINA (T:0.50MM)	1	1			UR UR
6	93332-00001	BEARING COJINETE	1	1			
7	663-45567-01	SHIM (T:0.10MM) LAINA (T:0.10MM)	1	1			UR UR
	663-45567-10	SHIM (T:0.12MM) LAINA (T:0.12MM)	1	1			UR UR
	663-45567-20	SHIM (T:0.15MM) LAINA (T:0.15MM)	1	1			UR UR
	663-45567-30	SHIM (T:0.18MM) LAINA (T:0.18MM)	1	1			UR UR
	663-45567-40	SHIM (T:0.30MM) LAINA (T:0.30MM)	1	1			UR UR
	663-45567-50	SHIM (T:0.40MM) LAINA (T:0.40MM)	1	1			UR UR
	663-45567-60	SHIM (T:0.50MM) LAINA (T:0.50MM)	1	1			UR UR
8	93332-00003	BEARING COJINETE	1	1			
9	663-45376-00-94	GUIDE, SEAL DAMPER GUIA DE SELLO GOMA	1	1			
10	663-45375-00	DAMPER, SEAL GOMA DE SELLO	1	1			
11	90430-08020	GASKET JUNTA	3	3			
12	90340-08002	PLUG, STRAIGHT SCREW TORNILLO, DE DRENAJE	2	2			
13	688-45341-10	PLUG, DRAIN TAPON, DREN	1	1			
14	663-45321-00	PLATE PLACA	1	1			

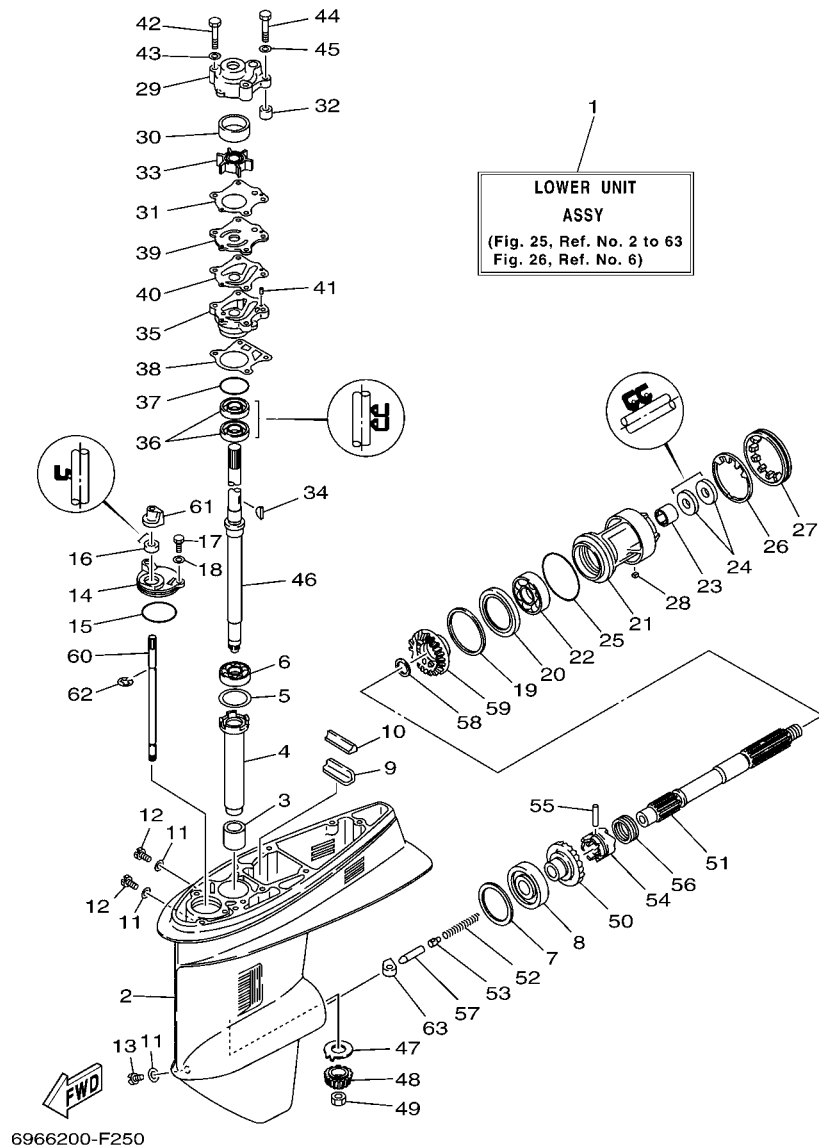
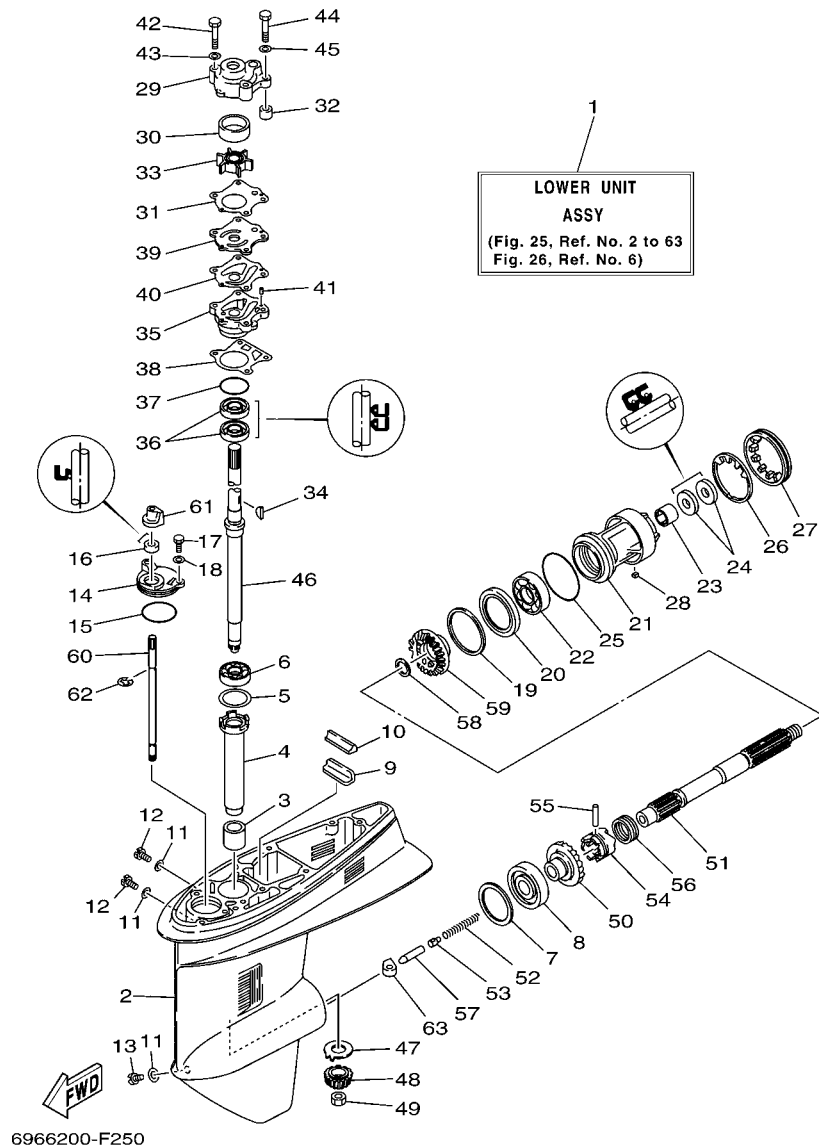


FIG. 25 LOWER CASING & DRIVE 2 IMPULSOR E INFERIOR 2

REF. NO.	PART NO. CODIGO Nº	DESCRIPTION DESCRIPCION	E48C	E56C	55ED	55ET	REMARKS OBSERVACIONES
15	93210-49046	O-RING ANILLO O	1	1			
16	93106-09014	OIL SEAL SELLO ACEITE	1	1			
17	97095-06016	BOLT PERNO	2	2			
18	92995-06600	WASHER ARANDELA	2	2			
19	663-45577-01	SHIM (T:0.10MM) LAINA (T:0.10MM)	1	1			UR UR
---	663-45577-10	SHIM (T:0.12MM) LAINA (:0.12MM)	1	1			UR UR
	663-45577-20	SHIM (T:0.15MM) LAINA (T:0.15MM)	1	1			UR UR
	663-45577-30	SHIM (T:0.18MM) LAINA (T:0.18MM)	1	1			UR UR
	663-45577-40	SHIM (T:0.30MM) LAINA (T:0.30MM)	1	1			UR UR
	663-45577-50	SHIM (T:0.40MM) LAINA (T:0.40MM)	1	1			UR UR
---	663-45577-60	SHIM (T:0.50MM) LAINA (T:0.50MM)	1	1			UR UR
20	663-45576-00	WASHER, THRUST ARANDELA DE EMPUJE AXIAL	1	1			
21	663-45331-00-94	HOUSING, BEARING CAJA DE COJINETE	1	1			
22	93306-00702	BEARING COJINETE	1	1			
23	93317-22204	BEARING COJINETE	1	1			
24	93101-22067	OIL SEAL SELLO ACEITE	2	2			
25	93210-66M98	O-RING ANILLO O	1	1			
26	90214-48M03	WASHER, CLAW ARANDELA DE POSICION	1	1			
27	697-45384-00	NUT TUERCA	1	1			
28	90282-04010	KEY, STRAIGHT CHAVETA, RECTA	1	1			
29	663-44311-02	HOUSING, WATER PUMP CAJA BOMBA DE AGUA	1	1			
30	663-44322-40	INSERT, CARTRIDGE CARTUCHO	1	1			FOR CHROMATE FOR CHROMATE
31	663-44315-A0	GASKET, WATER PUMP EMPAQUE	1	1			
32	663-44366-00	DAMPER, WATER SEAL GOMA DEL SELLO DE AGUA	1	1			
33	697-44352-00	IMPELLER IMPULSOR	1	1			
34	90280-03M03	KEY, WOODRUFF CUNA WOODRUFF	1	1			
35	663-44341-00-94	HOUSING, WATER PUMP CAJA BOMBA DE AGUA	1	1			

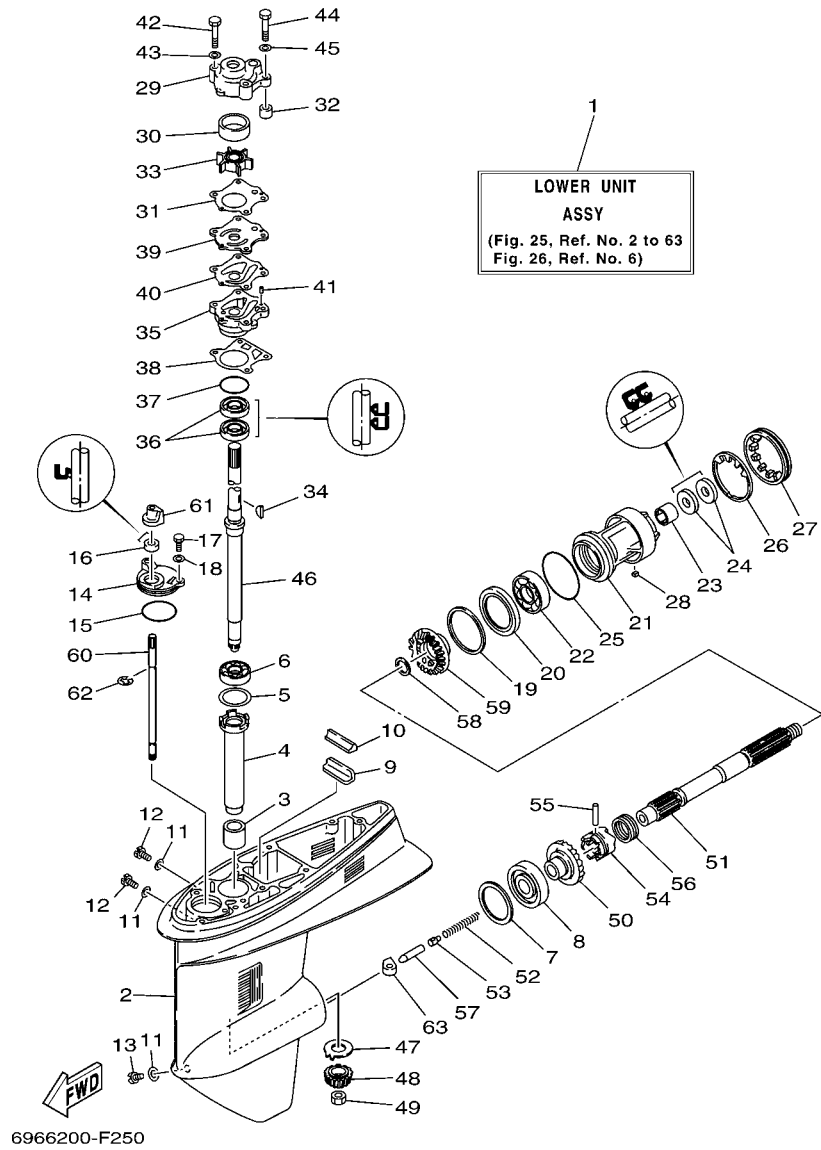


**FIG. 25 LOWER CASING & DRIVE 2 IMPULSOR E INFERIOR 2**

REF. NO.	PART NO. CODIGO Nº	DESCRIPTION DESCRIPCION	E48C	E56C	55ED	55ET	REMARKS OBSERVACIONES
36	93101-23070	OIL SEAL SELLO ACEITE	2	2			
37	93210-41042	O-RING ANILLO O	1	1			
38	663-44316-A0	GASKET, WATER PUMP EMPAQUE	1	1			
39	670-44323-00	OUTER PLATE, CARTRIDGE PLACA EXTERIOR DEL CARTUCHO	1	1			FOR CHROMATE FOR CHROMATE
40	663-44324-A0	GASKET, CARTRIDGE EMPAQUE	1	1			
41	93604-08062	PIN, DOWEL PASADOR DE CLAVIJA	2	2			
42	97095-08055	BOLT PERNO	2	2			
43	92995-08600	WASHER ARANDELA	2	2			
44	97095-08045	BOLT PERNO	2	2			
45	92995-08600	WASHER ARANDELA	2	2			
46	670-45510-00	DRIVE SHAFT ASSY EJE DE MANDO COMPL.	1	1			S(17.5") S(17.5")
	670-45510-10	DRIVE SHAFT ASSY EJE DE MANDO COMPL.	1	1			L(22.3") L(22.3")
47	663-45552-00	BEARING, PLAIN COJINETE PLANO	1	1			
48	697-45551-00	PINION (13T) PINON (13T)	1	1			
49	90170-12138	NUT TUERCA	1	1			
50	697-45560-00	GEAR 1 (24T) ENGRANAJE 1 (24T)	1	1			
51	697-45611-00	SHAFT, PROPELLER EJE PROPUSOR	1	1			
52	90501-16233	SPRING, COMPRESSION RESORTE DE COMPRESION	1	1			
53	663-45634-00	SLIDE, SHIFT DESLIZADOR, CAMBIO	1	1			
54	663-45631-01	CLUTCH, DOG EMBRAGUE DE GARRA	1	1			
55	90250-06023	PIN, STRAIGHT PASADOR CILINDRICO	1	1			
56	663-45633-00	RING, CROSS PIN ANILLO DE PASADOR	1	1			
57	688-45635-00	PLUNGER, SHIFT EMBOLO DE CAMBIO	1	1			
58	90201-22429	WASHER, PLATE ARANDELA PLANA	1	1			
59	697-45571-00	GEAR 2 (24T) ENGRANAJE 2 (24T)	1	1			
60	663-44144-01	ROD, SHIFT VARILLA DE CAMBIO	1	1			
61	663-44155-01	CAM, REVERSE ROD LEVA DE LA VARILLA DE REVERSE	1	1			

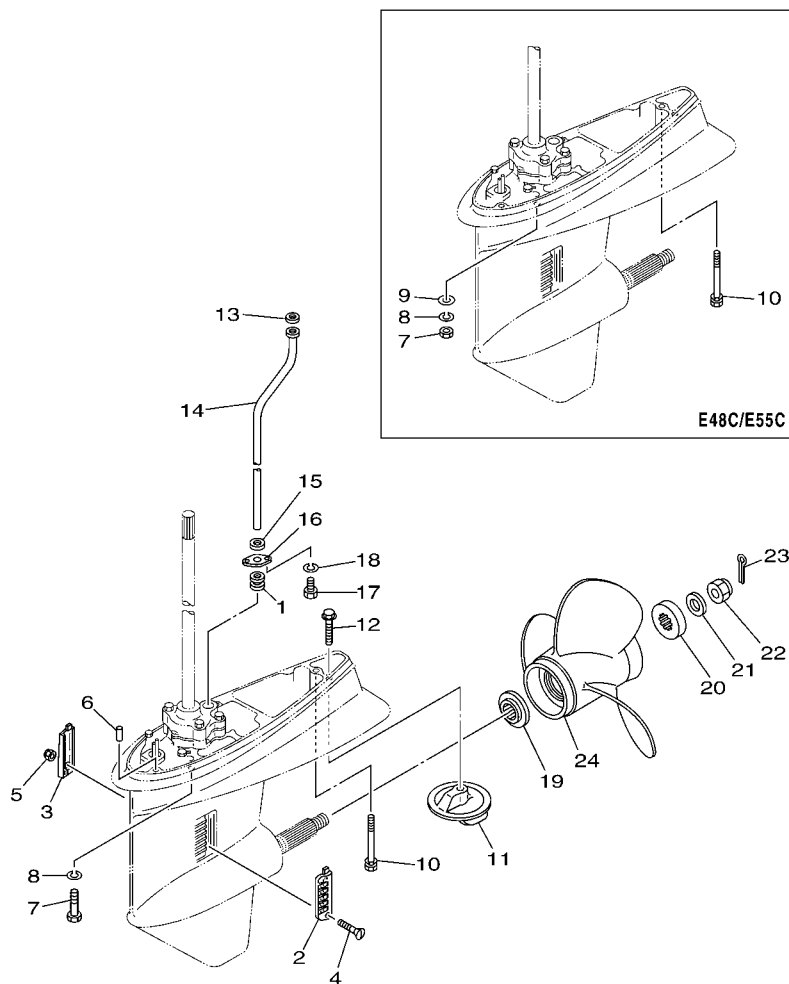
FIG. 25 LOWER CASING & DRIVE 2

IMPULSOR E INFERIOR 2



REF. NO.	PART NO. CODIGO Nº	DESCRIPTION DESCRIPCION	E48C	E56C	55ED	55ET	REMARKS OBSERVACIONES
62	99001-08600	CIRCLIP PRESILLA REDONDA	1	1			
63	663-44151-00	CAM, SHIFT LEVA DE CAMBIO	1	1			
-----							
-----							
-----							
-----							
-----							
-----							
-----							
-----							
-----							
-----							

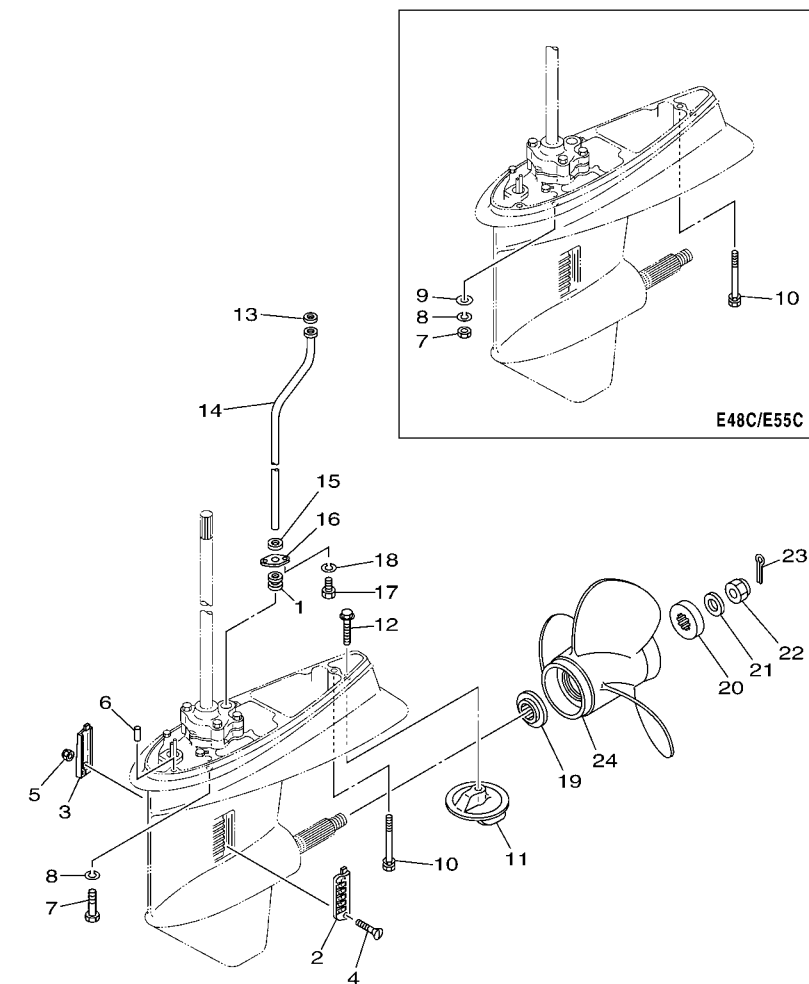
FIG. 26 LOWER CASING & DRIVE 3 IMPULSOR E INFERIOR 3



6965200-E260

REF. NO.	PART NO. CODIGO Nº	DESCRIPTION DESCRIPCION	E48C	E55C	55ED	55ET	REMARKS OBSERVACIONES
1	663-44367-00	DAMPER, WATER SEAL GOMA DEL SELLO DE AGUA	1	1	1	1	
2	688-45214-02	COVER, WATER INLET 1 CUBIERTA ENTRADA AGUA 1	1	1	1	1	
3	688-45215-02	COVER, WATER INLET 2 CUBIERTA ENTRADA AGUA 2	1	1	1	1	
4	90152-05M05	SCREW, COUNTERSUNK TORNILLO EMBUTIDO	1	1	1	1	
5	90185-05002	NUT, SELF-LOCKING TUERCA AUTOBLOCANTE	1	1	1	1	
6	93606-12019	PIN, DOWEL PASADOR DE CLAVIJA	2	2	2	2	
7	97075-10040	BOLT PERNO			4	4	
	95380-10600	NUT TUERCA	4	4			
8	92995-10100	WASHER ARANDELA			4	4	
	92990-10100	WASHER, SPRING ARANDELA PLANA	4	4			
9	92990-10600	WASHER, PLATE ARANDELA PLANA	4	4			
10	90119-08M84	BOLT, WITH WASHER TORNILLO CON ARANDELA			1	1	
	90119-08M85	BOLT, WITH WASHER TORNILLO CON ARANDELA	1	1			
11	679-45371-00	TAB-TRIM QUILLA ESTABILIZADOR	1	1	1	1	
12	90105-10M67	BOLT, FLANGE TORNILLO	1	1	1	1	
13	90202-12060	WASHER, PLATE ARANDELA DE PLANA	1	1	1	1	
14	663-44361-00	TUBE, WATER TUBO DE AGUA			1		S(15.5") S(15.5")
	670-44361-00	TUBE, WATER TUBO DE AGUA	1	1			S(17.5") S(17.5")
	663-44361-10	TUBE, WATER TUBO DE AGUA			1	1	L(20.3") L(20.3")
	670-44361-10	TUBE, WATER TUBO DE AGUA	1	1			L(22.3") L(22.3")
15	90430-12072	GASKET JUNTA	1	1	1	1	
16	663-44373-00	SET PLATE, WATER TUBE PLACA PARA FIJAR TUBO	1	1	1	1	
17	97095-06012	BOLT PERNO	2	2	2	2	
18	92995-06100	WASHER, SPRING ARANDELA	2	2	2	2	
19	663-45987-02	SPACER ESPACIADOR	1	1	1	1	
20	670-45997-02	SPACER ESPACIADOR	1	1	1	1	
21	92990-16200	WASHER, PLAIN ARANDELA PLANA	1	1	1	1	

FIG. 26 LOWER CASING & DRIVE 3 IMPULSOR E INFERIOR 3

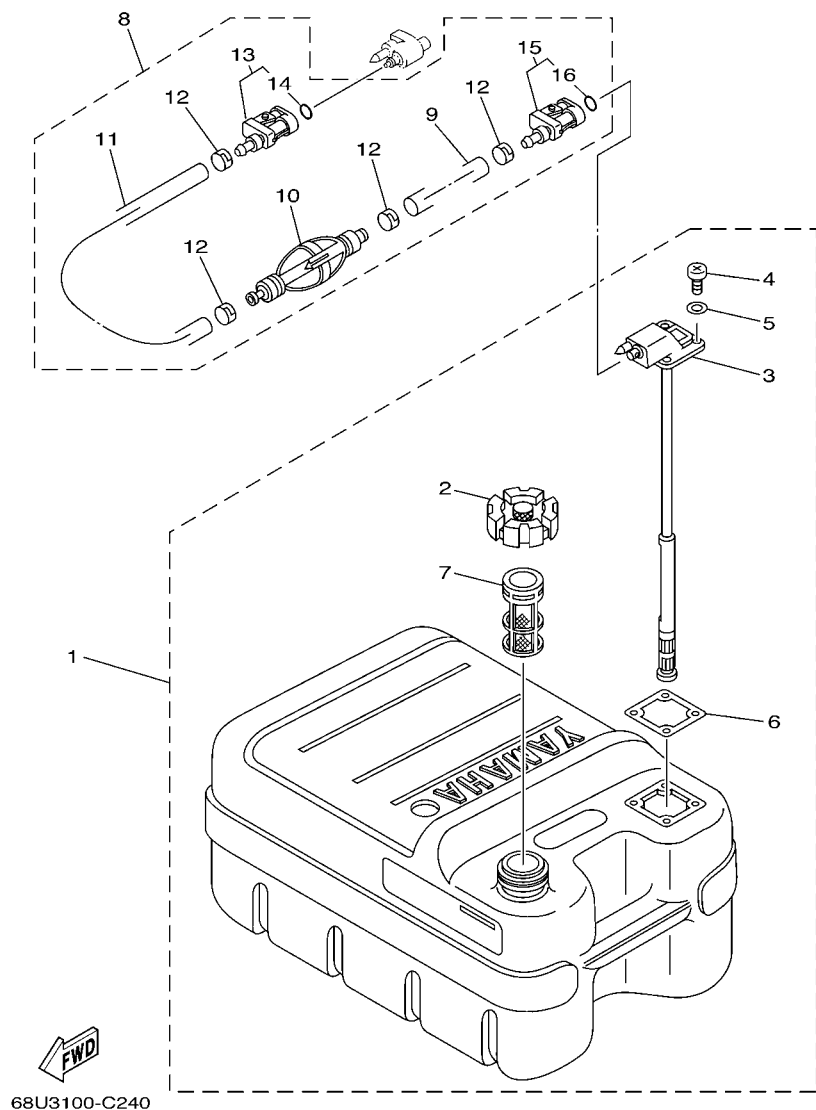


6965200-E260

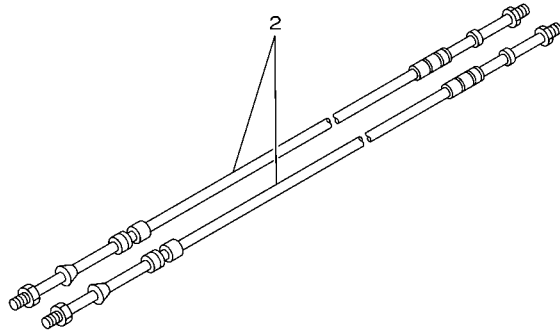
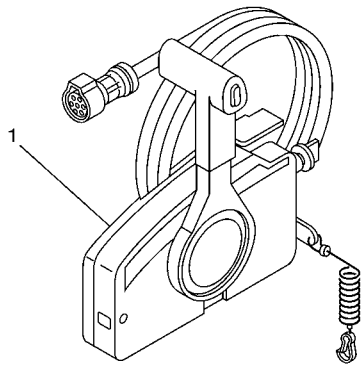
REF. NO.	PART NO. CODIGO Nº	DESCRIPTION DESCRIPCION	E48C	E55C	55ED	55ET	REMARKS OBSERVACIONES
22	90171-16011	NUT, CASTLE TUERCA ENTALLADA	1	1	1	1	
23	91490-40025	PIN. COTTER CHAVETA	1	1	1	1	
24	69W-45943-00-EL	PROPELLER (3X11"X15"-G) PROPELA (3X11"X15"-G)	1	1	1	1	UR
	69W-45945-00-EL	PROPELLER (3X11-1/8"X13"-G) PROPELA (3X11-1/8"X13"-G)	1	1	1	1	UR
	69W-45947-00-EL	PROPELLER (3X11-5/8"X11"-G) PROPELA (3X11-5/8"X11"-G)	1	1	1	1	UR
	69W-45952-00-EL	PROPELLER (3X11-3/8"X12"-G) PROPELA (3X11-3/8"X12"-G)	1	1	1	1	UR
	663-45941-01-EL	PROPELLER (3X10-3/4"X17"-G) PROPELA (3X10-3/4"X17"-G)	1	1	1	1	UR
	663-45949-01-EL	PROPELLER (3X10-3/4"X16"-G) PROPELA (3X10-3/4"X16"-G)	1	1	1	1	UR
	663-45952-02-EL	PROPELLER (3X11-3/8"X12"-G) PROPELA (3X11-3/8"X12"-G)	1	1	1	1	UR
	663-45954-01-EL	PROPELLER (3X11-3/4"X10"-G) PROPELA (3X11-3/4"X10"-G)	1	1	1	1	UR
	663-45956-01-EL	PROPELLER (3X12-1/4"X9"-G) PROPELA (3X12-1/4"X9"-G)	1	1	1	1	UR
	663-45958-01-EL	PROPELLER (3X11-1/4"X14"-G) PROPELA (3X11-1/4"X14"-G)	1	1	1	1	UR
	663-45930-00-98	PROPELLER (3X10-1/4"X14"-G) PROPELA (3X10-1/4"X14"-G)	1	1	1	1	UR
	663-45976-00-98	PROPELLER (3X10-1/4"X15"-G) PROPELA (3X10-1/4"X15"-G)	1	1	1	1	UR
	663-45978-00-98	PROPELLER (3X10-1/4"X16"-G) PROPELA (3X10-1/4"X16"-G)	1	1	1	1	UR
	663-45970-60-98	PROPELLER (3X11-3/4"X12"-G) PROPELA (3X11-3/4"X12"-G)	1	1	1	1	UR
	663-45972-60-98	PROPELLER (3X12"X11"-G) PROPELA (3X12"X11"-G)	1	1	1	1	UR
	663-45974-60-98	PROPELLER (3X11-1/2"X13"-G) PROPELA (3X11-1/2"X13"-G)	1	1	1	1	UR
	697-45970-00-98	PROPELLER (3X11-1/4"X14"-G) PROPELA (3X11-1/4"X14"-G)	1	1	1	1	UR

FIG. 27 FUEL TANK

DEPOSITO DE COMBUSTIBLE



REF. NO.	PART NO. CODIGO Nº	DESCRIPTION DESCRIPCION	E48C	E56C	S5ED	S5ET	REMARKS OBSERVACIONES
1	6YJ-24201-00	FUEL TANK ASSY (24L) TANQUE DEL COMBUSTIBLE (24L)	1	1	1	1	AP AP
	6YJ-24201-10	FUEL TANK ASSY (24L) TANQUE DEL COMBUSTIBLE (24L)	1				AP FOR CHN AP FOR CHN
2	6YJ-24610-01	.CAP ASSY .TAPA COMPLETA	1	1	1	1	
3	6YJ-24260-00	.FUEL METER ASSY .MEDIDOR DE COMBUSTIBLE COMPL.	1	1	1	1	
	6Y1-24260-12	.FUEL METER ASSY .MEDIDOR DE COMBUSTIBLE COMPL.	1				FOR CHN FOR CHN
4	90157-05M19	.SCREW, PAN HEAD .TORNILLO CABEZA CONICA PLANA	4	4	4	4	
5	6Y1-24329-00	.SEAL .SELLO	4	4	4	4	
6	6Y1-24268-00	.GASKET, FUEL METER .EMPAQ MEDIDOR DE COMBUSTIBLE	1	1	1	1	
7	6YJ-24167-00	.STRAINER .COLADOR	1	1	1	1	
8	61J-24306-04	FUEL PIPE COMP. 1 TUBO COMBUST. COMPL 1	1	1	1	1	AP AP
9	90445-11M06	.HOSE (L2050) .MANGUERA (L2050)	1	1	1	1	
10	61J-24360-00	.PRIMER PUMP ASSY .SOPORTE BOMBA	1	1	1	1	
11	90445-11M05	.HOSE (L850) .MANGUERA (L850)	1	1	1	1	
12	650-24351-01	.BAND 1 .ABRAZADERA 1	4	4	4	4	
13	6G1-24305-05	.FUEL PIPE JOINT COMP. 2 .CONECTOR MANGUERA COMBUST. 2	1	1	1	1	
14	93210-08287	..O-RING ..ANILLO O	1	1	1	1	
15	6Y1-24305-06	.FUEL PIPE JOINT COMP. 2 .CONECTOR MANGUERA COMBUST. 2	1	1	1	1	
16	93210-08287	..O-RING ..ANILLO O	1	1	1	1	



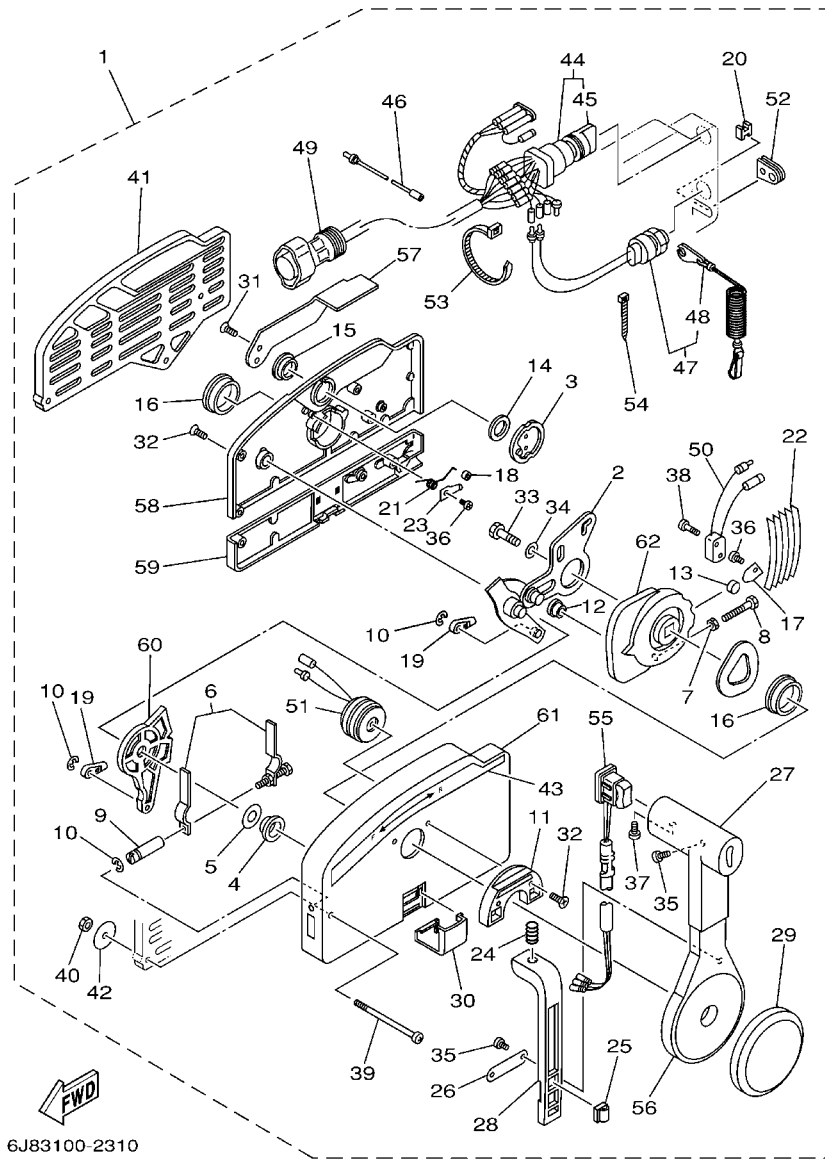
67M0100-8280

FIG. 28 REMOTE CONTROL BOX

CONTROL REMOTO COMPLETO

REF. NO.	PART NO. CODIGO Nº	DESCRIPTION DESCRIPCION	E48C	E56C	55ED	55ET	REMARKS OBSERVACIONES
1	703-48250-17	REMOTE CONTROL ASSY (10P) CONTROL REMOTO COMPL. (10P)				1	AP WITH PT/T SW. AP WITH PT/T SW.
	703-48230-15	REMOTE CONTROL ASSY (7P) CONTROL REMOTO COMPL. (7P)			1		AP WITHOUT PT/T SW. AP WITHOUT PT/T SW.
2	701-48320-20	CABLE, REMOTE CONTROL L=13F CABLE CONTROL REMOTO L=13F			2	2	
-----							
-----							
-----							
-----							
-----							
-----							
-----							
-----							
-----							
-----							

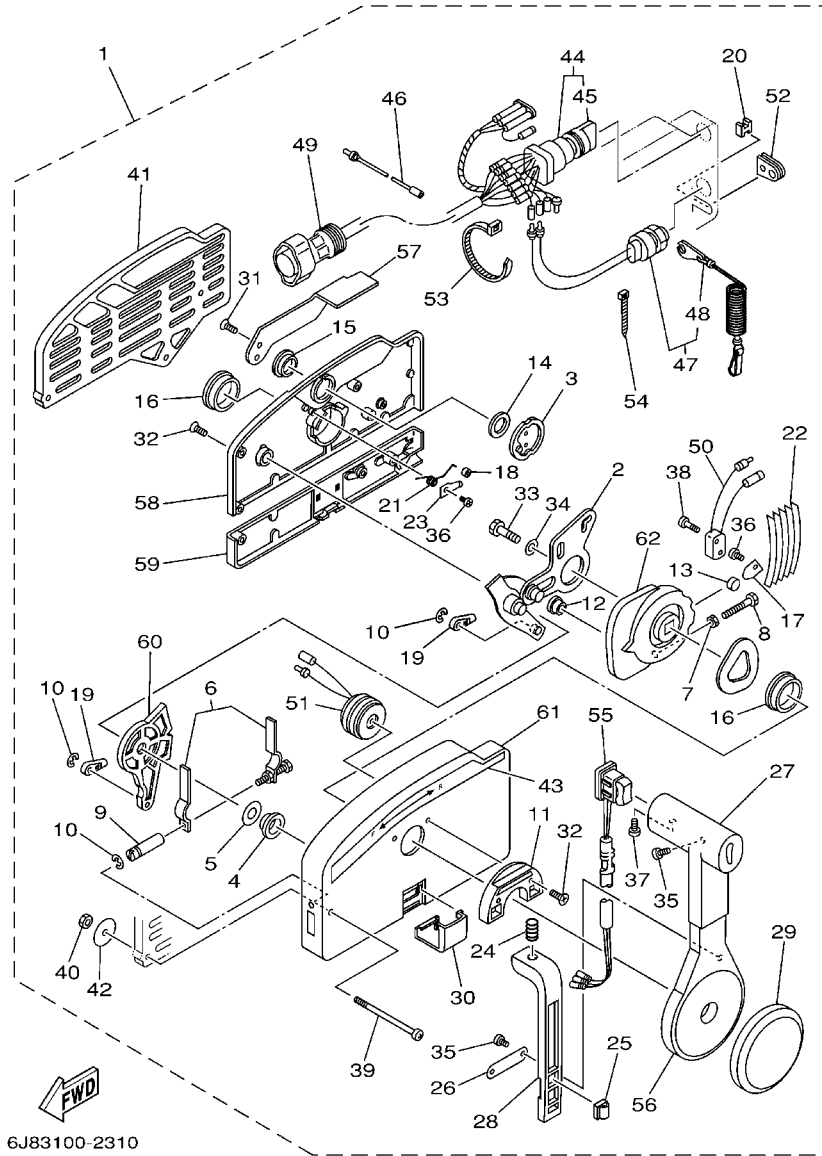




6J83100-2310

FIG. 29 REMOTE CONTROL ASSY CONTROL REMOTO COMPL

REF. NO.	PART NO. CODIGO Nº	DESCRIPTION DESCRIPCION	E48C	E55C	55ED	55ET	REMARKS OBSERVACIONES
1	703-48250-17	REMOTE CONTROL ASSY (10P) CONTROL REMOTO COMPL. (10P)				1	AP WITH PT/T SW. AP WITH PT/T SW.
	703-48230-15	REMOTE CONTROL ASSY (7P) CONTROL REMOTO COMPL. (7P)			1		AP WITHOUT PT/T SW. AP WITHOUT PT/T SW.
2	703-48261-11	.ARM, THROTTLE .BRAZO ACELERADOR			1	1	
3	703-48153-00	.SHAFT, FREE ACCEL. .EJE			1	1	
4	703-48235-00	.BUSHING .BUJE			1	1	
5	703-48268-00	.SPACER .ESPACIADOR 3			1	1	
6	703-48264-00	.FRICTION, THROTTLE .FRICCION DE ACELERADOR			1	1	
7	95380-05600	.NUT .TUERCA			1	1	
8	97380-05025	.BOLT .TORNILLO HEXAGONAL			1	1	
9	703-48265-00	.SHAFT, FRICTION .EJE FRICCION			1	1	
10	93430-06024	.CIRCLIP .SEGURO			3	3	
11	703-48245-00	.PLATE, LOCK .PLACA CERRADURA			1	1	
12	703-48252-00	.ROLLER, CAM .RODILLO LEVA			1	1	
13	701-48248-00	.ROLLER, FREE ACCEL. .RODILLO ACELERADOR LIBRE			1	1	
14	703-48198-00	.WASHER, WAVE .RONDANA ONDULADA 3			1	1	
15	703-48243-00	.BUSHING .BUJE 3			1	1	
16	703-48236-00	.BUSHING 1 .BUJE			2	2	
17	703-48189-00	.RETAINER .RETENEDOR			1	1	
18	703-48234-00	.ROLLER, DETENT .RODILLO			1	1	
19	703-48345-01	.CABLE END, REMOTE CONTROL 2 .TERMINAL CABLE DE CONTROL REMO			2	2	
20	703-48358-00	.ANCHOR, CABLE .ABRAZADERA CABLE			1	1	
21	703-48244-00	.SPRING, FREE ACCEL. .RESORTE ACELERADOR LIBRE			1	1	
22	703-48238-00	.SPRING, DETENT .RESORTE			5	5	
23	703-48246-00	.SPACER .ESPACIADOR			1	1	
24	703-48227-00	.SPRING, NEUTRAL LOCK .RESORTE DE SEGURO			1	1	
25	703-82594-00	.CLAMP .GRAMPA				1	WITH PT/T SW. WITH PT/T SW.
26	703-48226-00	.PLATE, STOPPER .PLACA RETEN			1	1	



6J83100-2310

FIG. 29 REMOTE CONTROL ASSY CONTROL REMOTO COMPL

REF. NO.	PART NO. CODIGO Nº	DESCRIPTION DESCRIPCION	E48C	E55C	55ED	55ET	REMARKS OBSERVACIONES
27	703-48222-00	.GRIP, CONTROL LEVER .MANGO DE PALANCA CONTROL			1	1	SINGLE SINGLE
28	703-48223-00	.LOCK, NEUTRAL .CERRADURA NEUTRO			1	1	
29	703-48225-00	.COVER .CUBIERTA			1	1	
30	703-48219-00	.COVER, LEAD .CUBIERTA			1	1	
31	703-48281-00	.SCREW .TORNILLO 1			2	2	
32	703-48282-00	.SCREW .TORNILLO 2			7	7	
33	97380-08030	.BOLT .TORNILLO HEXAGONAL			1	1	
34	92990-08600	.WASHER, PLATE .ARANDELA PLANA			1	1	
35	98580-04010	.SCREW, PAN HEAD .TORNILLO DE CABEZA CRUZADA			3	3	
36	98580-04006	.SCREW, PAN HEAD .TORNILLO DE CABEZA CRUZADA			2	2	
37	98580-05010	.SCREW, PAN HEAD .TORNILLO DE CABEZA CRUZADA			1	1	
38	98580-03015	.SCREW, PAN HEAD .TORNILLO DE CABEZA CRUZADA			2	2	
39	703-48291-10	.SCREW (M6) .TORNILLO (M6)			3	3	
40	95380-06600	.NUT, HEXAGON .TUERCA			3	3	
41	703-48293-10	.SPACER, REMOTE CONTROL .ESPACIADOR			1	1	SINGLE SINGLE
42	701-48287-00	.WASHER .ARANDELA			3	3	
43	703-48215-00	.GRAPHIC .CALCOMANIA 1			1	1	
44	703-82510-43	.MAIN SWITCH ASSY .CONJUNTO DE LLAVE IGNICION				1	
	703-82510-33	.MAIN SWITCH ASSY .CONJUNTO DE LLAVE IGNICION				1	
45	703-82577-00	.CAP, KEY .TAPA			1	1	
46	703-82531-00	.WIRE, LEAD (L70) .CABLE CONDUCTOR (L70)			1	1	
47	688-82575-01	.ENGINE STOP SWITCH ASSY .INTERRUPTOR DE PARADA COMPL			1	1	
48	682-82556-00	.LANYARD, STOP SWITCH .RETENER			1	1	
49	688-8258A-20	.EXTENSION, WIRE HARNESS (4.9M) .EXTENSION, ARNES DE CABLES (4.				1	(10P) (10P)
	688-82586-21	.EXTENSION, WIRE HARNESS (4.9M) .EXTENSION, ARNES DE CABLES (4.				1	(7P) (7P)
50	703-82540-00	.NEUTRAL SWITCH ASSY .INTERRUPTOR NEUTRAL COMPL			1	1	
51	703-83383-02	.BUZZER .ZUMBADOR			1	1	

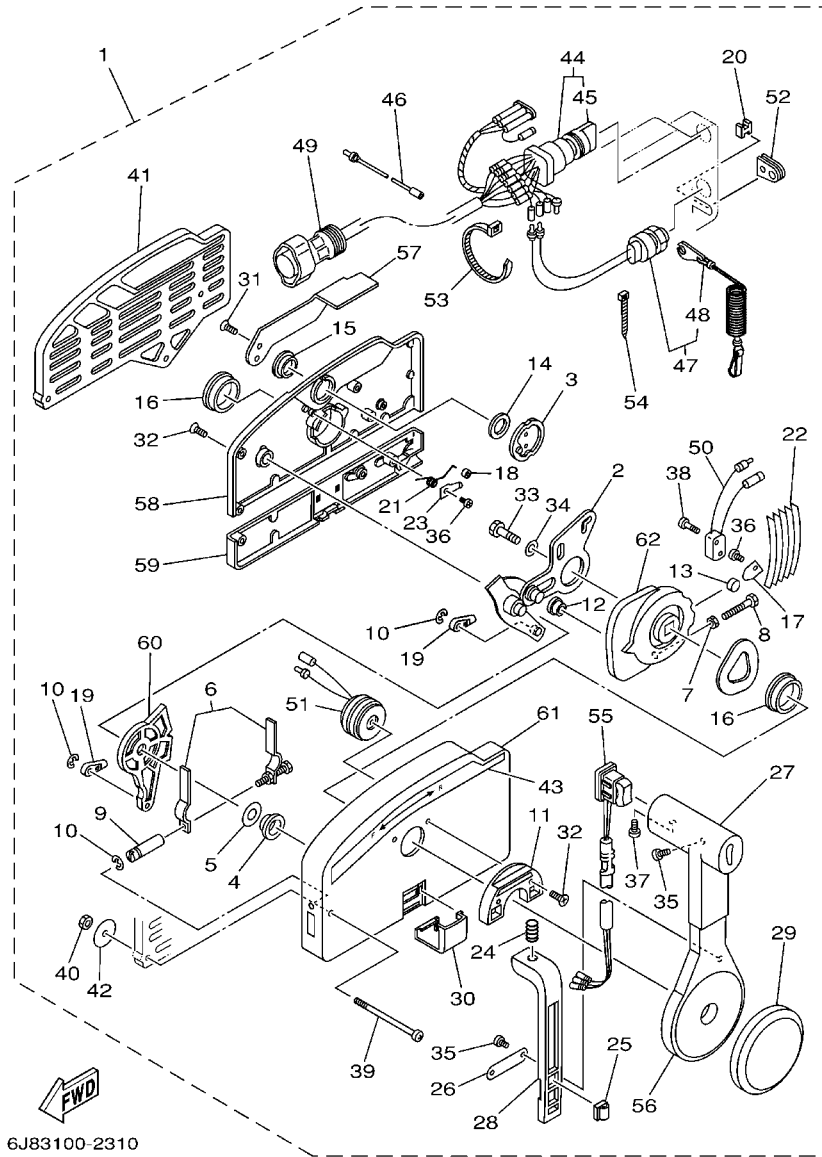
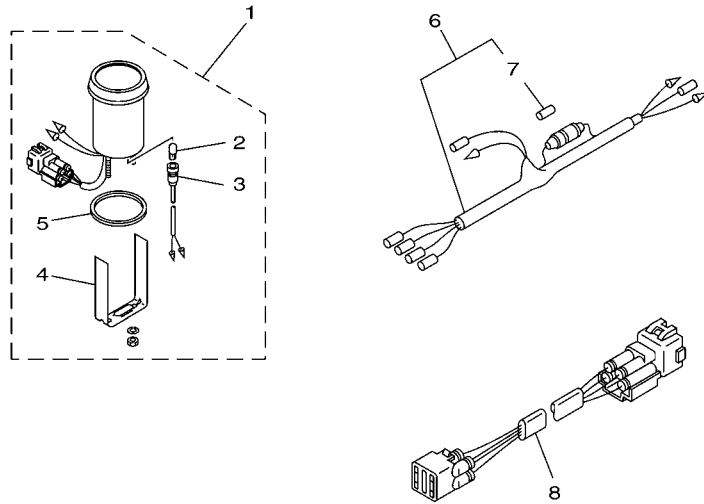


FIG. 29 REMOTE CONTROL ASSY CONTROL REMOTO COMPL

REF. NO.	PART NO. CODIGO Nº	DESCRIPTION DESCRIPCION	E48C	E56C	55ED	55ET	REMARKS OBSERVACIONES
52	703-48284-00	.GROMMET .TAPON			1	1	
53	703-82591-00	.BAND .BANDA			1	1	
54	703-82592-00	.BAND .BANDA			1	1	
55	703-82563-02	.TRIM & TILT SWITCH ASSY .INTERRUPTOR DE INCLINACION				1	WITH PT/T SW. WITH PT/T SW.
	703-48224-00	.COVER, CONTROL LEVER .CUBIERTA DE PALANCA CONTROL			1		WITHOUT PT/T SW. WITHOUT PT/T SW.
56	703-48221-00	.LEVER, CONTROL .PALANCA CONTROL			1	1	
57	703-48152-00	.KNOB, FREE ACCEL. .PERILLA			1	1	
58	703-48212-00	.BACK PLATE 1 .PLACA TRASERA 1			1	1	
59	703-48213-00	.BACK PLATE 2 .PLACA TRASERA 2			1	1	
60	703-48271-00	.ARM, SHIFT .BRAZO CAMBIADOR			1	1	
61	703-48211-01	.HOUSING,1 .CAJA			1	1	
62	703-48232-00	.GEAR .ENGRANAJE 1			1	1	

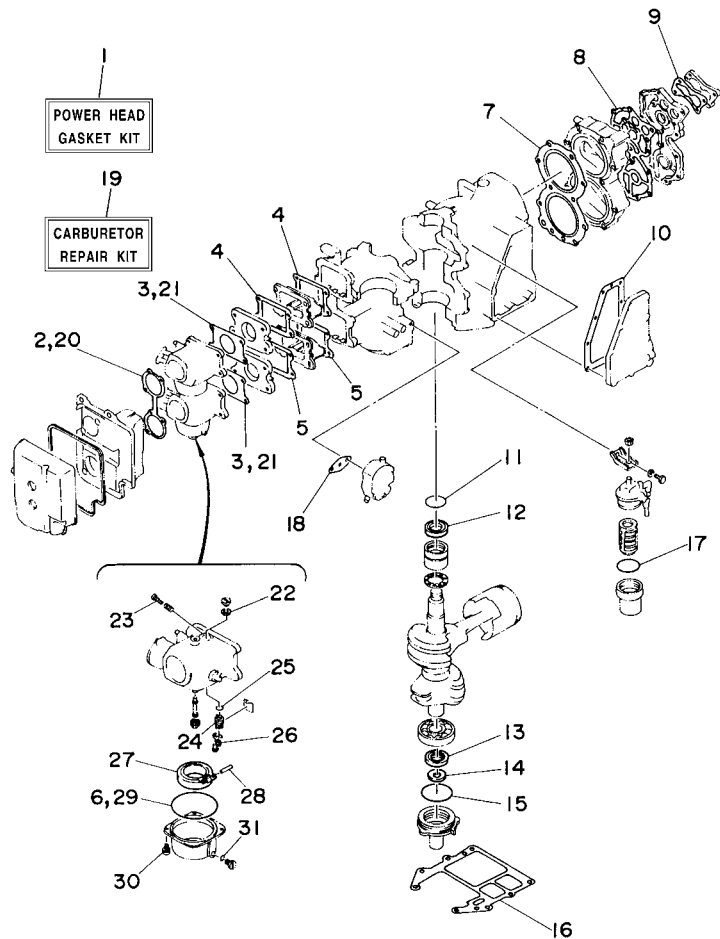


63B0100-0311

FIG. 30 METER

MEDIDOR

REF. NO.	PART NO. CODIGO Nº	DESCRIPTION DESCRIPCION	E48C	E56C	55ED	55ET	REMARKS OBSERVACIONES
1	6Y7-83670-00	TRIM METER ASSY. MEDIDOR DE INCLINACION				1	AP AP
2	6Y5-83518-00	.BULB (12V-1.7W T6.5) .BOMBILLA (12V-1.7W T6.5)				1	
3	6Y5-83536-00	.SOCKET, METER .ENCASTRE DE MEDIDOR				1	
4	6Y5-83544-00	.PLATE, FITTING .PLACA ACCESORIA				1	
5	688-83664-00	.DAMPER .AMORTIGUADOR				1	
6	6Y5-83553-00	WIRE, LEAD (L=2.5M) CABLE CONDUCTOR (L=2.5M)				1	AP AP
7	1E6-82151-00	.FUSE (10A) .FUSIBLE (10A)				1	
8	6R3-82553-70	EXTENSION, WIRE LEAD (L=7.0M) CABLE (L=7.0M)				1	AP (4P) AP (4P)

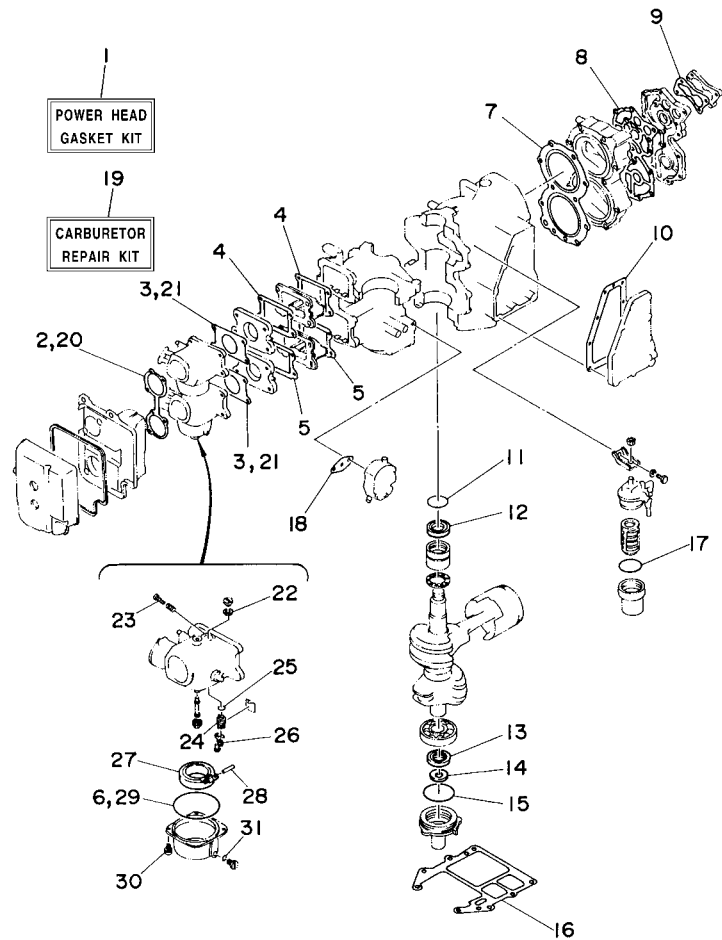


  
 6970700-4220

FIG. 31 REPAIR KIT 1

ESTUCHE REPARATION 1

REF. NO.	PART NO. CODIGO Nº	DESCRIPTION DESCRIPCION	E48C	E56C	S5ED	S5ET	REMARKS OBSERVACIONES
1	697-W0001-02	POWER HEAD GASKET KIT JUEGO DE EMPAQUE	1	1	1	1	
2	663-14483-A0	.GASKET .EMPAQUE	1	1	1	1	
3	663-14198-A0	.GASKET .EMPAQUE	2	2	2	2	
4	663-13621-A0	.GASKET, VALVE SEAT .JUNTA, DE VALV.DE EMPAQUE	2	2	2	2	
5	663-13622-A0	.GASKET, VALVE SEAT .EMPAQUE DE ASIENTO VALVULA	2	2	2	2	
6	93210-64272	.O-RING .ANILLO O	2	2	2	2	
7	697-11181-A1	.GASKET, CYLINDER HEAD 1 .JUNTA, DE CULATA 1	1	1	1	1	
8	663-11193-A0	.GASKET, HEAD COVER 1 .EMPAQUE	1	1	1	1	
9	663-12414-A0	.GASKET, COVER .EMPAQUE	1	1	1	1	
10	663-41114-A0	.GASKET, EXHAUST OUTER COVER .EMPAQUE	1	1	1	1	
11	93210-42159	.O-RING .ANILLO O	1	1	1	1	
12	93102-32M07	.OIL SEAL .SELLO ACEITE	1	1	1	1	
13	93102-28135	.OIL SEAL .SELLO ACEITE	1	1	1	1	
14	93104-18049	.OIL SEAL .SELLO ACEITE	1	1	1	1	
15	93210-62269	.O-RING .ANILLO O	1	1	1	1	
16	696-45113-A0	.GASKET, UPPER CASING .EMPAQUE	1	1	1	1	
17	93210-32738	.O-RING .ANILLO O	1	1	1	1	
18	650-24431-A0	.GASKET, FUEL PUMP 1 .EMPAQUE BOMBA COMBUST 1	1	1	1	1	
19	696-W0093-02	CARBURETOR REPAIR KIT KIT REPARACION CARBURADOR	1	1	1	1	
20	663-14483-A0	.GASKET .EMPAQUE	1	1	1	1	
21	663-14198-A0	.GASKET .EMPAQUE	2	2	2	2	
22	679-14557-00	.WASHER .ARANDELA	2	2	2	2	
23	663-14923-00	.SCREW, PILOT .TORNILLO DE AJUSTE	2	2	2	2	
24	696-14590-01	.NEEDLE VALVE ASSY .VALVULA DE AGUJA COMPLETA	2	2	2	2	
25	93210-07229	.O-RING .ANILLO O	2	2	2	2	
26	810-14186-00	.PIN, FLOAT .PASADOR DE LA BOYA	2	2	2	2	
27	6F0-14985-00	.FLOAT .BOIA	2	2	2	2	



6970700-4220

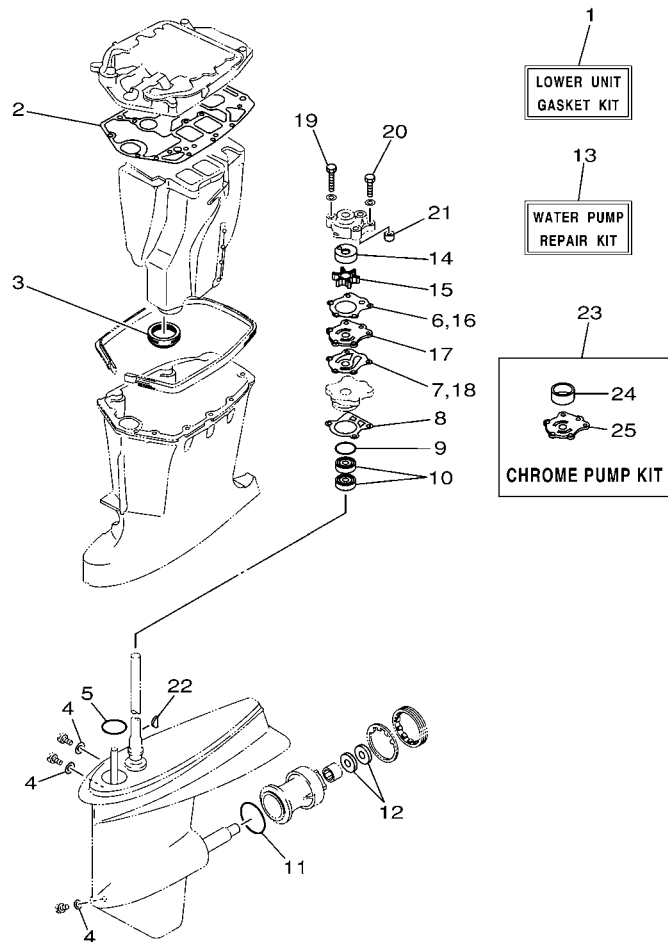
FIG. 31 REPAIR KIT 1

ESTUCHE REPARATION 1

REF. NO.	PART NO. CODIGO Nº	DESCRIPTION DESCRIPCION	E48C	E56C	55ED	55ET	REMARKS OBSERVACIONES
28	663-14548-00	.PIN, FLOAT ARM .PASADOR DE BRAZO DE BOIA	2	2	2	2	
29	93210-64272	.O-RING .ANILLO O	2	2	2	2	
30	97980-04112	.SCREW, WITH WASHER .TORNILLO, CON ARANDELA	8	8	8	8	
31	93210-04230	.O-RING .ANILLO O	2	2	2	2	
-----							
-----							
-----							
-----							
-----							
-----							
-----							
-----							
-----							

FIG. 32 REPAIR KIT 2

ESTUCHE REPARATION 2

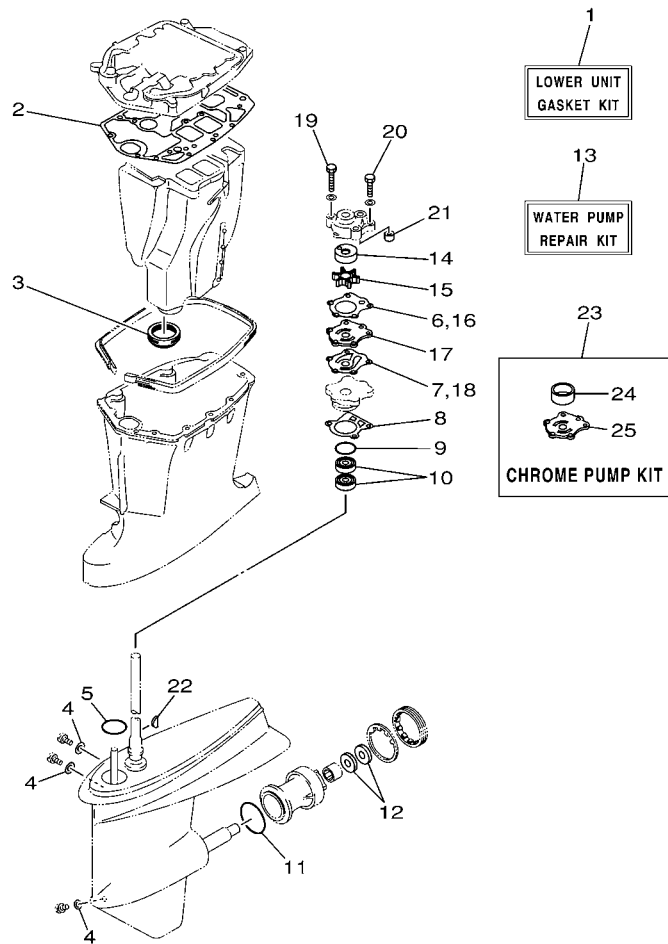


  
6970700-0230

REF. NO.	PART NO. CODIGO Nº	DESCRIPTION DESCRIPCION	E48C	E56C	S5ED	S5ET	REMARKS OBSERVACIONES
1	698-W0001-21	LOWER UNIT GASKET KIT JUEGO DE JUNTA UNIDAD INFERIOR	1	1	1	1	
2	697-45114-A0	.GASKET, UPPER CASING .EMPAQUE	1	1	1	1	
3	663-45123-00	.GASKET, MUFFLER .EMPAQUE SILENCIADOR	1	1	1	1	
4	90430-08020	.GASKET .JUNTA	3	3	3	3	
5	93210-49046	.O-RING .ANILLO O	1	1	1	1	
6	663-44315-A0	.GASKET, WATER PUMP .EMPAQUE	1	1	1	1	
7	663-44324-A0	.GASKET, CARTRIDGE .EMPAQUE	1	1	1	1	
8	663-44316-A0	.GASKET, WATER PUMP .EMPAQUE	1	1	1	1	
9	93210-41042	.O-RING .ANILLO O	1	1	1	1	
10	93101-23070	.OIL SEAL .SELLO ACEITE	2	2	2	2	
11	93210-66M98	.O-RING .ANILLO O	1	1	1	1	
12	93101-22067	.OIL SEAL .SELLO ACEITE	2	2	2	2	
13	663-W0078-01	WATER PUMP REPAIR KIT ESTUCHE REPARACION BOMBA AGUA			1	1	
	696-W0078-00	WATER PUMP REPAIR KIT ESTUCHE REPARACION BOMBA AGUA	1	1			
14	663-44322-00	.INSERT, CARTRIDGE .CARTUCHO			1	1	
	663-44322-40	.INSERT, CARTRIDGE .CARTUCHO	1	1			
15	697-44352-00	.IMPELLER .IMPULSOR	1	1	1	1	
16	663-44315-A0	.GASKET, WATER PUMP .EMPAQUE	1	1	1	1	
17	663-44323-00	.OUTER PLATE, CARTRIDGE .PLACA EXTERIOR DEL CARTUCHO			1	1	
	670-44323-00	.OUTER PLATE, CARTRIDGE .PLACA EXTERIOR DEL CARTUCHO	1	1			
18	663-44324-A0	.GASKET, CARTRIDGE .EMPAQUE	1	1	1	1	
19	97095-08055	.BOLT .PERNO	2	2	2	2	
20	97095-08045	.BOLT .PERNO	2	2	2	2	
21	663-44366-00	.DAMPER, WATER SEAL .GOMA DEL SELLO DE AGUA	1	1	1	1	
22	90280-03M03	.KEY, WOODRUFF .CUNA WOODRUFF	1	1	1	1	
23	697-W0078-0A	CHROME PUMP KIT ESTUCHE REPARACION BOMBA AGUA			1	1	
24	663-44322-40	.INSERT, CARTRIDGE .CARTUCHO			1	1	

FIG. 32 REPAIR KIT 2

ESTUCHE REPARATION 2



6970700-0230

REF. NO.	PART NO. CODIGO Nº	DESCRIPTION DESCRIPCION	E48C	E56C	55ED	55ET	REMARKS OBSERVACIONES
25	670-44323-00	.OUTER PLATE, CARTRIDGE .PLACA EXTERIOR DEL CARTUCHO			1	1	



NUMERICAL INDEX  
INDICE NUMERICO

PART NO. CODIGO N°	REF. NO.	PART NO. CODIGO N°	REF. NO.	PART NO. CODIGO N°	REF. NO.	PART NO. CODIGO N°	REF. NO.	PART NO. CODIGO N°	REF. NO.	PART NO. CODIGO N°	REF. NO.
663-11111-02-1S	3 - 26	697-14416-00	4 - 21	697-14991-00	4 - 38	663-24321-00	4 - 9	663-41631-00-94	15 - 26	663-42724-00	13 - 5
697-11119-00	3 - 24	697-14417-00-94	4 - 17	6H3-14992-00	4 - 61	6Y1-24329-00	27 - 5	663-41632-00-94	15 - 7	663-42725-01	13 - 8
	6 - 65	697-14418-00-94	4 - 20	696-15100-01-1S	3 - 2	650-24351-01	27 - 12	663-41633-00-94	15 - 21	663-42725-11	13 - 8
697-11181-A1	3 - 27	663-14483-A0	4 - 18	6A3-15100-01-1S	3 - 2	61J-24360-00	27 - 10	663-41635-00	15 - 23	6H4-42726-00	13 - 3
	31 - 7		31 - 2	697-15100-02-1S	3 - 2	6E5-24367-10	13 - 34	688-41636-00	15 - 33	688-42726-10	13 - 3
663-11191-00-1S	3 - 29		31 - 20	663-15359-01-94	3 - 15	663-24376-00	13 - 2	663-41661-00-94	15 - 28	663-42738-03-94	13 - 9
663-11193-A0	3 - 30	624-14485-00	3 - 4	663-15711-02	6 - 2	650-24378-00	3 - 45	663-41662-00-94	15 - 12	663-42741-01-4D	13 - 23
	31 - 8		4 - 7	663-15713-00	6 - 5	688-24378-00	5 - 34	663-42111-02-4D	14 - 2	663-42744-02	13 - 19
663-11325-00	3 - 22	696-14501-04	4 - 34	663-15714-01	6 - 6	692-24410-00	5 - 17	663-42115-00	14 - 11	663-42771-02-4D	13 - 24
650-11370-01	3 - 3	697-14501-04	4 - 34	663-15715-00	6 - 12	663-24411-00	5 - 22	664-42119-00	14 - 3	663-42791-00	13 - 36
	3 - 3	6A3-14501-04	4 - 34	696-15716-00	6 - 13	692-24411-00	5 - 19	697-42121-00-4D	14 - 21	664-42791-00	13 - 36
663-11411-01	3 - 48	696-14502-04	4 - 35	663-15719-00	6 - 15	6A0-24412-02	5 - 28	663-42126-01	14 - 47	6G5-42791-00	13 - 36
663-11518-01	3 - 6	697-14502-04	4 - 35	6K5-15723-00	6 - 26	6A0-24413-00	5 - 18	663-42133-01	14 - 15	664-42791-10	13 - 36
663-11561-00	3 - 54	6A3-14502-04	4 - 35	663-15726-01	6 - 10	6A0-24421-01	5 - 26	663-42134-03-94	14 - 16	697-42815-11-98	1 - 12
688-11603-A0	3 - 56	63V-14523-00	4 - 42	696-15734-00	6 - 14	650-24431-A0	5 - 29	663-42135-01	14 - 14		2 - 12
688-11604-A0	3 - 56	663-14548-00	4 - 57	663-15735-01	6 - 51		31 - 18	697-42137-10	14 - 5	663-42816-02	1 - 16
688-11605-A0	3 - 56		31 - 28	663-15736-00	6 - 58	648-24434-01	5 - 20	663-42138-00	14 - 12		2 - 16
688-11631-03-94	3 - 55	679-14557-00	4 - 39	663-15739-00	6 - 4	648-24435-02	5 - 23	663-42164-00	14 - 42	697-42817-11-98	1 - 13
663-11633-00	3 - 57		31 - 22	663-15741-02	6 - 8	61N-24521-00	5 - 9	6F6-42177-A0	14 - 4		2 - 13
688-11634-00	3 - 58	663-14567-01	4 - 40	663-15744-00	6 - 11	61N-24560-00	5 - 7	663-42510-04-4D	19 - 6	696-43111-01-4D	20 - 1
688-11635-03	3 - 55	696-14590-01	4 - 50	663-15752-00	6 - 18	61N-24563-00	5 - 8		20 - 50	6H1-43111-01-4D	18 - 1
688-11636-03	3 - 55		31 - 24	663-15753-00	6 - 19	6E9-24566-70	5 - 11	663-42510-14-4D	19 - 6	697-43111-05-4D	16 - 1
688-11650-03	3 - 59	6K5-14592-00	4 - 46	663-15754-00	6 - 9	6YJ-24610-01	27 - 2		20 - 50	688-43111-13-4D	16 - 1
6F5-12411-03	3 - 37	663-14711-02-5B	23 - 11	689-15755-01	6 - 23	692-26301-03	14 - 20	697-42610-40-4D	1 - 1	696-43112-00-4D	20 - 8
6E5-12412-00	3 - 38		23 - 11	697-15758-01-4D	6 - 41	6A1-28176-00	13 - 37	696-42610-J0-4D	2 - 1	6H1-43112-00-4D	18 - 10
663-12413-00-1S	3 - 39	663-14711-12-5B	23 - 11	697-15761-01	2 - 21	626-28193-01-94	5 - 38	6A3-42610-J0-4D	2 - 1	697-43112-03-4D	16 - 9
663-12414-A0	3 - 40		23 - 11	697-15762-00	6 - 46	61H-2819R-31	5 - 36	697-42613-01-4D	1 - 8	688-43112-12-4D	16 - 9
	31 - 9	663-14737-00	23 - 22	663-15764-00	6 - 7	663-41113-00-1S	3 - 42	697-42613-11-4D	2 - 8	648-43114-01	16 - 12
663-12416-00	3 - 34	663-14737-10	23 - 22	697-15770-01	6 - 50	663-41114-A0	3 - 43	663-42615-02	1 - 11		20 - 2
677-13437-0B	2 - 22	371-14919-60	4 - 54	663-15771-00-94	6 - 47		31 - 10		2 - 11		20 - 9
696-13610-00	4 - 1	663-14923-00	4 - 44	663-15772-01	6 - 61	663-41137-04-5B	23 - 6	697-42647-00-94	1 - 2	663-43116-01	16 - 13
697-13610-00	4 - 1		31 - 23	696-15773-00	6 - 3	663-41211-00	15 - 42		2 - 2		20 - 3
698-13610-00	4 - 1	663-14942-19	4 - 41	6F5-15779-02	6 - 25	697-41211-00	15 - 42	697-42649-00-94	1 - 3		20 - 10
663-13621-A0	4 - 3	663-14942-22	4 - 41	697-15787-00-94	6 - 36	663-41213-01-94	15 - 45		2 - 3	663-43118-01-4D	16 - 15
	31 - 4	663-14943-39	4 - 49	697-15789-00	6 - 33	697-41217-01	4 - 13	663-42662-00	1 - 5		20 - 5
663-13622-A0	4 - 4	663-14943-40	4 - 49	663-15791-00	6 - 20	6H4-41237-00	15 - 43		2 - 5		20 - 12
	31 - 5	663-14943-43	4 - 49	663-15794-00	6 - 57	662-41237-01	15 - 36	697-42677-40	1 - 19	663-43123-00	20 - 15
670-13641-01-94	4 - 5	663-14945-32	4 - 37	6YJ-24167-00	27 - 7		15 - 43	69P-42677-H0	2 - 23	663-43124-00	21 - 10
663-13641-02-94	4 - 5	663-14945-34	4 - 37	6YJ-24201-00	27 - 1	663-41256-01	4 - 15	697-42678-30	1 - 21	688-43124-02	17 - 5
663-14159-00	4 - 51	663-14945-43	4 - 37	6YJ-24201-10	27 - 1	663-41256-41	4 - 15	696-42678-H0	2 - 20	663-43125-00	21 - 4
810-14186-00	4 - 53	6F0-14947-00	4 - 48	6YJ-24260-00	27 - 3	663-41257-02	4 - 14	6A3-42678-H0	2 - 20	663-43126-00	21 - 6
	31 - 26	663-14947-01	4 - 48	6Y1-24260-12	27 - 3	6J8-41262-00	17 - 12	697-42681-31	1 - 22	6E5-43126-02	16 - 38
663-14198-A0	4 - 6	663-14950-26	4 - 36	6Y1-24268-00	27 - 6	661-41262-02	4 - 16	697-42682-31	1 - 23		18 - 32
	31 - 3	663-14950-27	4 - 36	6G1-24304-02	5 - 1	663-41282-00	15 - 8	697-42711-02-4D	13 - 1	688-43128-01-4D	17 - 1
	31 - 21	663-14950-29	4 - 36	6G1-24305-05	27 - 13	663-41612-00	7 - 17	696-42711-03-4D	13 - 1	697-43128-01-4D	17 - 1
6A0-14325-00	5 - 27	663-14980-00	4 - 59	6Y1-24305-06	27 - 15		8 - 14	648-42715-00	15 - 64	696-43131-01	20 - 24
647-14395-60	4 - 8	6F0-14985-00	4 - 56	61J-24306-04	27 - 8	663-41619-00	7 - 20	663-42716-01	13 - 4	688-43131-03	16 - 21
	4 - 8		31 - 27	663-24312-01	3 - 46		8 - 17	663-42723-01-94	13 - 22		18 - 18

NUMERICAL INDEX  
INDICE NUMERICO

PART NO. CODIGO N°	REF. NO.	PART NO. CODIGO N°	REF. NO.	PART NO. CODIGO N°	REF. NO.	PART NO. CODIGO N°	REF. NO.	PART NO. CODIGO N°	REF. NO.	PART NO. CODIGO N°	REF. NO.
6G5-43144-00	16 - 43	67F-43802-00	22 - 39	6H1-43871-10	22 - 23	663-44323-00	32 - 17	663-45119-00	16 - 20	663-45567-01	25 - 7
	18 - 39	6H1-43804-10	22 - 4	6H1-43872-10	22 - 25	670-44323-00	25 - 39		18 - 17	663-45567-10	24 - 7
6G5-43145-01	16 - 25	6H1-43805-10	22 - 3	6H1-43874-00	22 - 66		32 - 17		20 - 22		25 - 7
	18 - 22	6H1-4380F-10	22 - 7	6H1-43875-00	22 - 57		32 - 25	663-45123-00	23 - 2	663-45567-20	24 - 7
	20 - 28	6H1-4380G-10	22 - 15	6H1-4387J-00	22 - 75	663-44324-A0	24 - 40		32 - 3		25 - 7
6G5-43148-00	16 - 29	6H1-4380H-10	22 - 13	6H1-43880-02	22 - 2		25 - 40	663-45127-00	23 - 8	663-45567-30	24 - 7
	18 - 37	6H1-4380J-10	22 - 8	6H1-43881-10	22 - 12		32 - 7	663-45129-00	23 - 9		25 - 7
697-43160-00	16 - 34	6H1-43810-11	22 - 20	6H1-4388E-11	22 - 72		32 - 18	663-45155-10	23 - 3	663-45567-40	24 - 7
688-43160-01	16 - 34	6H1-43812-00	22 - 24	6H1-43891-10	22 - 5	663-44341-00-94	24 - 35	696-45211-01-4D	23 - 23		25 - 7
	18 - 28	6H1-43813-10	22 - 27	6H1-43892-10	22 - 6		25 - 35	688-45214-02	26 - 2	663-45567-50	24 - 7
676-43160-02	20 - 46	6H1-43814-11	22 - 19	6H1-43895-12	22 - 69	697-44352-00	24 - 33	688-45215-02	26 - 3		25 - 7
676-43165-00	20 - 47	6H1-43816-00	22 - 67	6H1-43896-00	22 - 68		25 - 33	663-45251-00	16 - 2	663-45567-60	24 - 7
688-43165-00	16 - 35	6H1-43817-01	22 - 47	6H1-43899-00	22 - 51		32 - 15		20 - 6		25 - 7
	18 - 29	6E5-43818-00	22 - 32	697-44113-00	14 - 29	663-44361-00	26 - 14		23 - 13	697-45571-00	24 - 59
663-43170-02-4D	21 - 1	6H1-43820-11	22 - 63	663-44114-00	15 - 16	670-44361-00	26 - 14	6H1-45251-03	16 - 2		25 - 59
697-43170-03-4D	17 - 2	6H1-43821-11	22 - 59	663-44117-01	15 - 49	663-44361-10	26 - 14		18 - 2	663-45576-00	24 - 20
688-43170-04-4D	17 - 2	6H1-43822-10	22 - 58	688-44118-01-94	15 - 57	670-44361-10	26 - 14	697-45300-01-4D	24 - 1		25 - 20
6H1-43181-01	18 - 23	6H1-43828-10	22 - 30	696-44120-02	15 - 65	663-44366-00	24 - 32	696-45300-02-4D	25 - 1	663-45577-01	24 - 19
697-43181-02	20 - 29	6H1-43829-00	22 - 36	697-44120-02	15 - 65		25 - 32	696-45300-12-4D	25 - 1		25 - 19
688-43181-04	16 - 26	6H1-4382A-10	22 - 52	696-44120-12	15 - 65		32 - 21	697-45300-12-4D	24 - 1	663-45577-10	24 - 19
688-43181-10	16 - 26	6H1-43830-11	22 - 49	697-44120-12	15 - 65	663-44367-00	26 - 1	697-45311-02-4D	24 - 2		25 - 19
6H1-43185-01	18 - 24	6H1-43831-10	22 - 48	663-44121-01	15 - 54	663-44373-00	26 - 16		25 - 2	663-45577-20	24 - 19
697-43185-02	20 - 30	6H1-43833-10	22 - 33	663-44144-01	24 - 60	663-44511-00-94	19 - 36	663-45321-00	24 - 14		25 - 19
688-43185-04	16 - 27	6H1-43834-00	22 - 34		25 - 60		20 - 79		25 - 14	663-45577-30	24 - 19
688-43185-10	16 - 27	6H1-43835-10	22 - 29	696-44147-00	15 - 66	670-44514-00-94	19 - 29	663-45331-00-94	24 - 21		25 - 19
688-43186-00	17 - 10	6H1-43840-11	22 - 17	663-44151-00	24 - 62		20 - 72		25 - 21	663-45577-40	24 - 19
696-43311-00-4D	20 - 19	6H1-43841-11	22 - 42		25 - 63	6H1-44526-00	16 - 3	688-45341-10	24 - 13		25 - 19
6H1-43311-02-4D	16 - 18	6H1-43843-11	22 - 71	663-44155-01	25 - 61		18 - 3		25 - 13	663-45577-50	24 - 19
	18 - 15	6H1-43844-10	22 - 44	697-44159-00	14 - 33	663-44533-00	19 - 35	679-45371-00	26 - 11		25 - 19
697-43311-03-4D	16 - 18	6H1-43845-00	22 - 55	663-44173-00	14 - 34		20 - 78	663-45375-00	24 - 10	663-45577-60	24 - 19
696-43311-10-4D	20 - 19	6H1-43847-00	22 - 50	6K5-44191-00	14 - 30	663-44551-02-4D	19 - 12		25 - 10		25 - 19
663-43318-00	16 - 33	6H1-4384E-20	22 - 61	663-44194-00	15 - 40		20 - 55	663-45376-00-94	24 - 9	663-45587-01	24 - 5
	20 - 35	6H1-4384F-10	22 - 46	688-44194-00	15 - 35	663-44552-01-94	20 - 64		25 - 9		25 - 5
682-43318-01	17 - 9	6H1-4384G-11	22 - 45	663-44311-02	24 - 29	687-44552-02-94	19 - 21	697-45384-00	24 - 27	663-45587-10	24 - 5
6H1-43376-00	19 - 4	6H1-43854-00	22 - 53		25 - 29	663-44553-01-4D	19 - 26		25 - 27		25 - 5
696-43610-00	20 - 36	62F-43855-00	22 - 70	663-44315-A0	24 - 31		20 - 69	670-45510-00	25 - 46	663-45587-20	24 - 5
696-43611-00	20 - 37	6H1-43856-10	22 - 43		25 - 31	670-44555-00-94	20 - 57	663-45510-01	24 - 46		25 - 5
688-43616-00	17 - 13	6H1-4385H-00	22 - 76		32 - 6	687-44555-00-94	19 - 14	670-45510-10	25 - 46	663-45587-30	24 - 5
670-43616-01	20 - 41	6H1-43861-00	22 - 21		32 - 16	663-44575-00	19 - 19	663-45510-11	24 - 46		25 - 5
670-43616-11	20 - 41	6H1-43861-10	22 - 18	663-44316-A0	24 - 38	670-44575-00	20 - 62	663-45536-00	24 - 4	663-45587-40	24 - 5
688-43631-00	17 - 3		22 - 22		25 - 38	691-45111-01-4D	23 - 1		25 - 4		25 - 5
688-43631-10	17 - 3		22 - 60		32 - 8	697-45111-01-4D	23 - 1	697-45551-00	24 - 48	663-45587-50	24 - 5
688-43651-00	17 - 15	6H1-43864-00	22 - 64	663-44322-00	24 - 30	691-45111-13-4D	23 - 1		25 - 48		25 - 5
663-43653-00	20 - 43	6H1-43865-10	22 - 16		32 - 14	697-45111-13-4D	23 - 1	663-45552-00	24 - 47	663-45587-60	24 - 5
696-43662-00	15 - 71	6H1-43866-00	22 - 40	663-44322-40	25 - 30	696-45113-A0	23 - 19		25 - 47		25 - 5
697-43662-00	15 - 71	6H1-43867-00	22 - 41		32 - 14		31 - 16	697-45560-00	24 - 50	697-45611-00	24 - 51
670-43691-00	2 - 7	6H1-43868-00	22 - 73		32 - 24	697-45114-A0	23 - 10		25 - 50		25 - 51
62F-43800-04-4D	22 - 1	6H1-4386K-10	22 - 9	663-44323-00	24 - 39		32 - 2	663-45567-01	24 - 7	663-45631-01	24 - 54

NUMERICAL INDEX  
INDICE NUMERICO

PART NO. CODIGO N°	REF. NO.	PART NO. CODIGO N°	REF. NO.	PART NO. CODIGO N°	REF. NO.	PART NO. CODIGO N°	REF. NO.	PART NO. CODIGO N°	REF. NO.	PART NO. CODIGO N°	REF. NO.
663-45631-01	25 - 54	703-48238-00	29 - 22	663-81842-01-94	12 - 23	688-82560-00	9 - 31	696-85561-F0	8 - 3	90119-06M08	13 - 18
663-45633-00	24 - 56	703-48243-00	29 - 15	676-81850-12	12 - 6		11 - 22	697-85570-00	9 - 15	90119-06M12	3 - 8
	25 - 56	703-48244-00	29 - 21	697-81857-12	12 - 17	703-82563-02	29 - 55	696-85570-11	11 - 14	90119-06M29	16 - 4
663-45634-00	24 - 53	703-48245-00	29 - 11	696-81916-00	11 - 17	688-82575-01	29 - 47	697-85580-00	7 - 4		18 - 4
	25 - 53	703-48246-00	29 - 23	682-81941-11	12 - 4	6K5-82575-03	14 - 51	697-85580-10	7 - 5	90119-06M30	6 - 37
688-45635-00	24 - 57	701-48248-00	29 - 13	697-81945-00	10 - 6	703-82577-00	29 - 45	6E7-85580-70	8 - 6	90119-06M59	9 - 4
	25 - 57	703-48250-17	28 - 1	61A-81949-00	10 - 2	6E3-8257H-00	13 - 38	696-85590-10	11 - 11		11 - 4
663-45930-00-98	26 - 24		29 - 1	689-81950-00	10 - 5	689-8257Y-00	14 - 53	6F0-85599-A0	7 - 6	90119-06MA2	3 - 31
663-45941-01-EL	26 - 24	703-48252-00	29 - 12	697-81952-10	12 - 20	688-82586-21	29 - 49	663-86110-02	4 - 26		3 - 44
69W-45943-00-EL	26 - 24	703-48261-11	29 - 2	664-81970-61	9 - 21	663-82588-00	9 - 32	663-86115-00	4 - 28	90119-06MA4	3 - 41
69W-45945-00-EL	26 - 24	703-48264-00	29 - 6	697-81971-01	9 - 24		11 - 23	663-86116-01	4 - 30	90119-08M18	3 - 25
69W-45947-00-EL	26 - 24	703-48265-00	29 - 9	697-81971-11	9 - 24	688-8258A-20	29 - 49	676-86117-00	4 - 31	90119-08M26	6 - 29
663-45949-01-EL	26 - 24	703-48268-00	29 - 5	697-82105-12	9 - 27	697-82590-12	9 - 26	663-86118-00	4 - 33	90119-08M82	23 - 5
69W-45952-00-EL	26 - 24	703-48271-00	29 - 60	687-82105-20	9 - 27	697-82590-21	9 - 26	697-W0001-02	31 - 1	90119-08M84	26 - 10
663-45952-02-EL	26 - 24	703-48281-00	29 - 31	697-82117-00	10 - 1	703-82591-00	29 - 53	698-W0001-21	32 - 1	90119-08M85	26 - 10
663-45954-01-EL	26 - 24	703-48282-00	29 - 32	703-82119-00	19 - 3	703-82592-00	29 - 54	688-W0004-00	4 - 2	90119-08MA8	3 - 28
663-45956-01-EL	26 - 24	703-48284-00	29 - 52	696-82127-00	20 - 71	696-82594-00	9 - 28	682-W0004-00	4 - 2	90119-10005	3 - 9
663-45958-01-EL	26 - 24	701-48287-00	29 - 42	697-82127-01	19 - 28	703-82594-00	29 - 25	697-W0070-31	1 - 20	90149-05095	6 - 54
697-45970-00-98	26 - 24	703-48291-10	29 - 39	688-82127-02	19 - 28	663-82594-03	13 - 29	696-W0070-H0	2 - 19	90149-05M13	14 - 7
663-45970-60-98	26 - 24	703-48293-10	29 - 41	696-82127-10	20 - 71	703-83383-02	29 - 51	6A3-W0070-H0	2 - 19	90152-05M05	26 - 4
663-45972-60-98	26 - 24	701-48320-20	28 - 2	663-82131-01	9 - 13	6Y5-83518-00	30 - 2	696-W0078-00	32 - 13	90152-06M01	16 - 5
663-45974-60-98	26 - 24	700-48339-00	14 - 46	6E5-82148-00	16 - 10	6Y5-83536-00	30 - 3	663-W0078-01	32 - 13		20 - 7
663-45976-00-98	26 - 24	663-48344-00	15 - 6		18 - 11	6Y5-83544-00	30 - 4	697-W0078-0A	32 - 23		23 - 14
663-45978-00-98	26 - 24	703-48345-01	29 - 19		20 - 13	6Y5-83553-00	30 - 6	697-W0084-00-4D	14 - 1	90157-05M19	27 - 4
663-45987-02	26 - 19	703-48358-00	29 - 20	6H1-82148-00	18 - 8	697-83557-00	9 - 10	697-W0090-05-1S	3 - 1	90157-06M01	13 - 33
670-45997-02	26 - 20	688-48511-01-4D	19 - 39	682-82150-10	9 - 36	6G5-83557-00	9 - 9	6A3-W0090-65-1S	3 - 1	90157-06M11	15 - 34
703-48152-00	29 - 57	688-48511-51-4D	19 - 39	1E6-82151-00	30 - 7	6A1-83625-41	4 - 63	696-W0090-66-1S	3 - 1	90157-06M12	15 - 34
703-48153-00	29 - 3	663-48531-00	15 - 1	663-82151-00	9 - 37	6E0-83627-41	14 - 54	696-W0093-02	31 - 19		15 - 39
703-48189-00	29 - 17	663-48538-00	15 - 2	697-82154-00	10 - 14	688-83664-00	30 - 5	696-W1571-02	6 - 1	90159-05038	8 - 7
703-48198-00	29 - 14	696-81303-F0	8 - 8	6A0-82317-00	6 - 39	6Y7-83670-00	30 - 1	656-W2810-02	5 - 37	90159-05039	8 - 5
703-48211-01	29 - 61	697-81332-00	7 - 21		9 - 2	6H1-83672-12	19 - 1	90101-06M27	14 - 48	90159-05040	8 - 9
703-48212-00	29 - 58	663-81332-01	8 - 18		10 - 9	6E9-85411-00	13 - 31	90101-10M58	20 - 84	90170-06017	15 - 37
703-48213-00	29 - 59	696-81443-00	11 - 15		11 - 2	692-85415-00	13 - 32	90101-12M06	14 - 22	90170-12138	24 - 49
703-48215-00	29 - 43	696-81444-00	11 - 16	663-82370-01	9 - 20	663-85518-00	7 - 12	90101-12M51	16 - 45		25 - 49
703-48219-00	29 - 30	697-81800-13	12 - 1		11 - 21		8 - 10		18 - 41	90170-20137	7 - 15
703-48221-00	29 - 56	697-81809-10	12 - 18	6G1-82370-21	11 - 21	697-85520-02	7 - 7	90105-10M67	26 - 12		8 - 12
703-48222-00	29 - 27	663-81810-11	12 - 7	703-82510-33	29 - 44	6E7-85520-70	8 - 4	90109-06260	15 - 48	90171-16011	26 - 22
703-48223-00	29 - 28	663-81811-11	12 - 9	703-82510-43	29 - 44	697-85533-00	7 - 8	90109-08022	3 - 60	90175-06003	14 - 50
703-48224-00	29 - 55	663-81812-11	12 - 10	662-82519-00	9 - 14	697-85540-00	9 - 11	90109-08262	19 - 30	90179-06066	19 - 25
703-48225-00	29 - 29	663-81813-10	12 - 11		11 - 28	696-85540-12	11 - 8		20 - 73		20 - 68
703-48226-00	29 - 26	697-81815-10	12 - 19	697-82519-00	9 - 16	696-85542-00-94	11 - 1	90109-12261	19 - 18	90185-05002	26 - 4
703-48227-00	29 - 24	663-81820-12	12 - 12		11 - 32	663-85542-01-94	9 - 1		20 - 61	90185-08045	19 - 35
703-48230-15	28 - 1	688-81824-00	12 - 21	696-82531-00	11 - 27	697-85547-00	9 - 12	90109-12263	21 - 3		20 - 77
	29 - 1	663-81826-10	12 - 16	703-82531-00	29 - 46	697-85550-00	7 - 1	90116-06176	4 - 25	90185-08057	19 - 5
703-48232-00	29 - 62	676-81830-10	12 - 2	703-82540-00	29 - 50	696-85550-F1	8 - 1	90116-10175	19 - 40	90185-10051	14 - 39
703-48234-00	29 - 18	688-81831-00	12 - 3	6R3-82553-70	30 - 8	697-85560-01	7 - 2		20 - 82		19 - 41
703-48235-00	29 - 4	663-81832-12	12 - 5	682-82556-00	14 - 52	696-85560-F0	8 - 2	90116-10177	3 - 21		20 - 83
703-48236-00	29 - 16	663-81840-11	12 - 8		29 - 48	697-85561-00	7 - 3	90116-10M31	23 - 24	90185-12058	14 - 28

NUMERICAL INDEX  
INDICE NUMERICO

PART NO. CODIGO N°	REF. NO.	PART NO. CODIGO N°	REF. NO.	PART NO. CODIGO N°	REF. NO.	PART NO. CODIGO N°	REF. NO.	PART NO. CODIGO N°	REF. NO.	PART NO. CODIGO N°	REF. NO.
90185-22043	16 - 24	90206-06040	15 - 53	90386-10009	15 - 46	90445-11M05	27 - 11	90506-14M24	18 - 38	92903-08100	6 - 49
	18 - 21	90206-10M04	15 - 47	90386-10045	20 - 31	90445-11M06	27 - 9	90508-12015	6 - 53		12 - 25
	20 - 27	90206-10M08	20 - 32		20 - 40	90461-04011	3 - 14	90508-20169	15 - 24		12 - 27
90201-05652	4 - 47	90206-12054	14 - 27	90386-10M16	16 - 28	90462-05M02	15 - 58	90560-25061	21 - 7		15 - 60
90201-06068	1 - 18	90206-13019	1 - 15		18 - 25	90464-04011	5 - 6	91318-04025	22 - 74	92903-08600	15 - 61
	2 - 18		2 - 15	90386-12089	14 - 24	90464-07M10	9 - 8	91318-08016	22 - 65	92990-05100	5 - 25
90201-06416	13 - 15	90214-48M03	24 - 26	90386-13M38	1 - 14	90464-20M04	11 - 20	91490-16012	6 - 60		9 - 23
90201-08095	6 - 30		25 - 26		2 - 14	90465-06M86	9 - 35		15 - 56	92990-06600	13 - 35
90201-09425	19 - 33	90240-08M21	20 - 44	90386-18M14	22 - 31		11 - 26	91490-20012	20 - 45		14 - 43
	20 - 76	90241-06M00	15 - 51	90386-18M21	16 - 39		13 - 30	91490-25012	14 - 44		14 - 49
90201-10008	3 - 10	90243-04007	16 - 14		17 - 6	90465-06M90	6 - 64	91490-25025	20 - 38	92990-08200	15 - 68
90201-10120	14 - 38		20 - 4	90386-18M35	16 - 40	90465-11M10	19 - 42	91490-30025	16 - 32	92990-08600	29 - 34
90201-10M02	14 - 8		20 - 11		17 - 8	90465-13M11	9 - 7		20 - 34	92990-10100	26 - 8
90201-12426	16 - 47	90249-05125	15 - 9		18 - 34		9 - 25	91490-40025	26 - 23	92990-10600	16 - 29
	18 - 43	90249-06M19	16 - 31	90386-18M63	17 - 7	90465-13M39	9 - 38	91690-30010	4 - 27		20 - 17
	20 - 86		18 - 36		18 - 33	90467-06016	3 - 13		20 - 48		26 - 9
	21 - 2	90250-06023	24 - 55	90386-22M15	16 - 22		3 - 13	91690-30012	15 - 3	92990-12200	14 - 23
90201-12537	14 - 26		25 - 55		18 - 19	90467-08004	3 - 47		16 - 36	92990-16200	26 - 21
90201-12M16	10 - 13	90254-03003	14 - 13		20 - 25		4 - 10		18 - 30	92995-06100	4 - 11
	19 - 15	90266-06009	1 - 6	90386-30048	20 - 52		5 - 5	91690-30018	15 - 11		4 - 23
	20 - 58		2 - 6	90386-30M60	19 - 11		5 - 16		15 - 22		6 - 43
90201-12M34	14 - 41	90266-06M02	1 - 7	90386-30M77	19 - 9		5 - 33		15 - 25		9 - 6
90201-13421	20 - 60	90269-02M09	14 - 6	90386-30M78	19 - 8	90468-18008	15 - 50	91690-30020	16 - 30		13 - 11
90201-13M19	19 - 17	90269-03010	20 - 20	90387-06119	6 - 40		15 - 69		17 - 11		13 - 17
90201-15423	19 - 31	90280-03M03	24 - 34		9 - 3	90480-06158	7 - 13		18 - 27		13 - 21
	20 - 74		25 - 34		10 - 10	90480-09M12	13 - 13	91690-40010	15 - 30		13 - 26
90201-19427	21 - 8		32 - 22		11 - 3	90480-12004	13 - 6	91690-40040	20 - 23		13 - 28
90201-20417	3 - 63	90280-05015	7 - 14	90387-06M03	13 - 14	90480-18065	3 - 36	91702-06014	6 - 63		16 - 7
90201-21M18	7 - 16		8 - 11	90387-06M38	10 - 12	90480-25161	9 - 19	92901-04100	12 - 14		18 - 6
	8 - 13	90282-04010	24 - 28	90387-08M05	6 - 28	90501-08214	4 - 45	92903-06100	5 - 13		26 - 18
90201-22429	24 - 58		25 - 28	90387-10269	20 - 33	90501-08232	15 - 19		6 - 16	92995-06200	6 - 59
	25 - 58	90334-30017	23 - 12	90387-10M02	16 - 32	90501-10326	4 - 43		6 - 21	92995-06600	1 - 10
90201-22M03	20 - 26	90338-05M03	13 - 7		18 - 26	90501-10M21	16 - 30		9 - 34		2 - 10
90201-22M67	16 - 23	90340-08002	24 - 12	90387-10M03	20 - 16	90501-12082	15 - 63		11 - 6		3 - 20
	18 - 20		25 - 12	90387-10M38	16 - 31	90501-14234	3 - 35		11 - 25		4 - 24
90201-30M00	19 - 7	90340-14036	3 - 33	90387-12M30	14 - 40	90501-14M08	19 - 24		11 - 30		5 - 3
	20 - 51	90385-12M04	6 - 27	90430-08020	24 - 11		20 - 67		14 - 32		5 - 31
90201-31418	20 - 54	90385-19007	21 - 12		25 - 11	90501-16233	24 - 52	92903-06600	7 - 19		6 - 44
90202-03M51	17 - 14	90385-19008	21 - 9		32 - 4		25 - 52		8 - 16		6 - 56
90202-12060	26 - 13	90386-02M04	23 - 7	90430-12072	26 - 15	90501-16M17	14 - 35		10 - 4		7 - 23
90202-12092	14 - 25	90386-06088	14 - 45	90430-14115	3 - 32	90501-23215	14 - 9		11 - 7		8 - 20
90202-15065	19 - 32	90386-06M39	15 - 17	90440-14M00	18 - 45	90502-10M04	20 - 49		11 - 10		9 - 18
90202-15095	20 - 75	90386-08006	15 - 67	90445-07240	3 - 12	90502-16M02	16 - 37		11 - 13		10 - 8
90202-19059	21 - 11	90386-08032	14 - 10		3 - 12		18 - 31		11 - 31		11 - 19
90202-19M10	1 - 4	90386-10009	14 - 37	90445-09061	5 - 35	90502-20M03	16 - 37		15 - 20		13 - 12
	2 - 4		15 - 13	90445-09086	5 - 32	90506-08M23	6 - 52		15 - 52		15 - 15
90202-21100	20 - 59		15 - 27	90445-09097	5 - 15	90506-12078	20 - 39		15 - 55		15 - 32
90202-25M04	19 - 16		15 - 29	90445-09109	5 - 4	90506-14M24	16 - 42	92903-08100	6 - 35		16 - 8

NUMERICAL INDEX  
INDICE NUMERICO

PART NO. CODIGO Nº	REF. NO.	PART NO. CODIGO Nº	REF. NO.	PART NO. CODIGO Nº	REF. NO.	PART NO. CODIGO Nº	REF. NO.	PART NO. CODIGO Nº	REF. NO.	PART NO. CODIGO Nº	REF. NO.
92995-06600	18 - 7	93210-18397	22 - 26	93604-08062	25 - 41	97013-06025	4 - 19	97095-08045	24 - 44		
	24 - 18	93210-18M75	22 - 56	93606-12019	23 - 4	97013-08012	6 - 62		25 - 44		
	25 - 18	93210-29M94	19 - 10		23 - 20	97013-08014	6 - 34		32 - 20		
92995-08100	6 - 32	93210-32738	5 - 10		23 - 25	97013-08016	12 - 26	97095-08055	24 - 42		
	15 - 5		31 - 17		26 - 6	97013-08025	12 - 24		25 - 42		
	19 - 23	93210-41042	24 - 37	93607-23110	15 - 10	97013-08030	6 - 48		32 - 19		
	19 - 38		25 - 37	93608-12063	3 - 7		15 - 59	97095-10045	16 - 16		
	20 - 66		32 - 9	93700-06M03	14 - 17	97075-08025	19 - 22		18 - 13		
	20 - 81	93210-42159	3 - 51		16 - 19		20 - 65	97303-06016	6 - 17		
	23 - 16		31 - 11		18 - 16	97075-08030	23 - 17	97303-06025	6 - 22		
	23 - 18	93210-49046	24 - 15		20 - 21	97075-08035	19 - 37	97313-06010	12 - 15		
92995-08600	9 - 30		25 - 15	94702-00040	3 - 64		20 - 80	97380-05025	29 - 8		
	24 - 43		32 - 5	94702-00041	3 - 64		23 - 15	97380-08030	29 - 33		
	24 - 45	93210-62269	3 - 18	94702-00160	3 - 64	97075-10040	26 - 7	97513-08640	12 - 22		
	25 - 43		31 - 15	94702-00272	3 - 64	97080-06010	17 - 4	97575-08440	23 - 21		
	25 - 45	93210-64272	4 - 58	95303-06600	6 - 38	97095-06010	16 - 44	97595-06420	22 - 35		
92995-10100	16 - 17		31 - 6		6 - 45		18 - 40	97595-06510	18 - 9		
	18 - 14		31 - 29	95313-10600	3 - 11	97095-06012	1 - 17	97602-05114	7 - 11		
	26 - 8	93210-66M98	24 - 25	95380-03600	5 - 21		2 - 17	97602-05130	7 - 9		
92995-10600	20 - 85		25 - 25	95380-05600	15 - 41		6 - 55	97602-05132	7 - 10		
92995-12200	16 - 46		32 - 11		15 - 44		9 - 5	97602-05210	22 - 62		
	18 - 42	93210-68N50	22 - 28		15 - 44		26 - 17	97607-04310	22 - 11		
93101-22067	24 - 24	93306-00702	24 - 22		29 - 7	97095-06014	13 - 20	97880-05030	4 - 29		
	25 - 24		25 - 22	95380-06600	4 - 12	97095-06016	1 - 9		9 - 22		
	32 - 12	93306-206U3	3 - 53		29 - 40		2 - 9	97880-06012	16 - 11		
93101-23070	24 - 36	93306-206U4	3 - 53	95380-06700	15 - 37		3 - 19		18 - 12		
	25 - 36	93310-730V8	3 - 62		15 - 38		7 - 22		20 - 14		
	32 - 10	93311-632U1	3 - 49	95380-08600	5 - 14		8 - 19	97885-05012	14 - 19		
93102-08M43	22 - 14	93311-832U4	3 - 52		20 - 42		13 - 10	97885-05016	22 - 10		
93102-28135	3 - 17	93315-32224	24 - 3	95380-10600	20 - 18		16 - 6	97885-06008	14 - 18		
	31 - 13		25 - 3		20 - 87		18 - 5	97885-06016	19 - 2		
93102-32M07	3 - 50	93317-22204	24 - 23		26 - 7		24 - 17		19 - 27		
	31 - 12		25 - 23	95380-12600	16 - 48		25 - 17		20 - 70		
93104-18049	3 - 16	93332-00001	24 - 6		18 - 44	97095-06018	15 - 14	97980-04112	4 - 60		
	31 - 14		25 - 6	95380-12800	19 - 20		15 - 31		31 - 30		
93106-09014	24 - 16	93332-00003	24 - 8		20 - 63	97095-06020	5 - 2	98503-04012	12 - 13		
	25 - 16		25 - 8	95895-06045	10 - 11		6 - 42	98503-05028	5 - 24		
93109-30M03	20 - 53	93410-18M02	16 - 41	97013-06010	9 - 33		9 - 17	98580-03015	29 - 38		
93210-03261	4 - 32		18 - 35		11 - 24		10 - 7	98580-04006	4 - 55		
93210-04230	4 - 62	93410-28M06	19 - 13	97013-06012	10 - 3		13 - 25		29 - 36		
	31 - 31		20 - 56		11 - 5	97095-06025	13 - 27	98580-04010	29 - 35		
93210-064A5	22 - 38	93430-06024	29 - 10		11 - 29	97095-06030	11 - 18	98580-05010	29 - 37		
93210-07229	4 - 52	93501-04M02	15 - 62	97013-06014	5 - 12		13 - 16	98780-04015	3 - 23		
	31 - 25	93505-32038	22 - 77	97013-06016	14 - 31	97095-06040	5 - 30	98780-05015	21 - 5		
93210-08287	27 - 14	93515-32M01	14 - 36	97013-06020	7 - 18	97095-06045	4 - 22	99001-08600	24 - 61		
	27 - 16	93603-21111	3 - 61		8 - 15	97095-08016	9 - 29		25 - 62		
93210-09165	22 - 37	93604-08062	3 - 5		11 - 9		15 - 4	99080-05600	15 - 18		
93210-10M74	22 - 54		24 - 41		11 - 12	97095-08040	6 - 31		15 - 70		